

Thai Railway Guide



Effective 12 December 2012

Table of Contents

How to Use the Timetable.....	3	Train Equipment • East and South.....	54
Travel Warning • Contact Information.....	3	Southern Lines • Southward Trains.....	57-59
State Railway of Thailand System Map.....	4	<i>Bangkok / Thonburi • Kanchanaburi • Nam Tok • Suphan Buri Hua Hin • Chumphon • Surat Thani Trang • Nakhon Si Thammarat Hat Yai Junction • Padang Besar • Yala • Sungai Kolok</i>	
SRT Access to Selected Points of Interest.....	5	Southern Lines • Northward Trains.....	60-62
General Information.....	6	<i>Sungai Kolok • Yala • Padang Besar • Hat Yai Junction • Nakhon Si Tham marat • Trang Surat Thani • Chumphon • Hua Hin • Suphan Buri Nam Tok • Kanchanaburi • Thonburi / Bangkok</i>	
<i>24 Hour Clock • Metric System and Currency Conversions Thai Holidays • Telephone Numbers and Internet Resources</i>		Bangkok - Hua Hin Special Tourism Trains.....	63
Principal Stations.....	7	Kanchanaburi • River Kwai • Nam Tok Service	
Quick Reference Schedules.....	8 -13	Maha Chai Line • Southward Trains.....	64
Bangkok Train Arrival and Departure Times.....	14-16	<i>Thonburi (Wong Wain Yai) • Maha Chai (Samut Sakhon)</i>	
Bang Sue Junction Train Arrival and Departure Times.....	17-18	Maha Chai Line • Northward Trains.....	65
Thonburi and Chiang Mai Arrival and Departure Times.....	19	<i>Maha Chai (Samut Sakhon) • Thonburi (Wong Wian Yai)</i>	
Suvarnabhumi Airport Rail Link.....	20 -22	Mae Khlong Line.....	66
SRT Red Line Commuter Service.....	23	<i>Ban Laem • Mae Khlong (Samut Songkhram) • Ban Laem</i>	
State Railway of Thailand Sleeping Car Services.....	24	Thonburi - Salaya Commuter Trains.....	66
Train Equipment • North and Northeast.....	25	Malay Peninsula Connecting Services.....	67-70
Northern Line Schedule • Northward Trains.....	27-28	Southern Thailand Bus and Boat Connections.....	71-78
<i>Bangkok • Ayutthaya • Lop Buri • Nakhon Sawan Phitsanulok • Uttaradit • Sila At • Den Chai Nakhon Lampang • Lamphun • Chiang Mai</i>		State Railway of Thailand Tour Packages.....	79-81
Northern Line Schedule • Southward Trains.....	29-30	Passenger Train Descriptions.....	82
<i>Chiang Mai • Lamphun • Nakhon Lampang Den Chai • Sila At • Uttaradit • Phitsanulok Nakhon Sawan • Lop Buri • Ayutthaya • Bangkok</i>		Passenger Train Equipment Descriptions.....	83-85
Northern Line Bus Connections.....	31-32	Passenger Equipment Seating Diagrams.....	86
Northeastern Lines Schedule • Northward Trains.....	34-36	Passenger Services.....	87
<i>Bangkok • Ayutthaya • Kaeng Khoi Junction Nakhon Ratchasima • Si Sa Ket • Surin Ubon Ratchathani • Khon Kaen • Udon Thani Nong Khai • Tha Na Laeng, Laos</i>		<i>Baggage (luggage) • Animals • Food Service • Toilet Facilities Showers • Smoking • Train Performance • Train Tracking System</i>	
Northeastern Lines Schedule • Southward Trains.....	37-39	Tickets and Reservations.....	88-89
<i>Ubon Ratchathani • Surin • Si Sa Ket Tha Na Laeng, Laos • Nong Khai • Udon Thani Khon Kaen • Nakhon Ratchasima Kaeng Khoi Junction • Ayutthaya • Bangkok</i>		<i>Reservation Methods • Advance Purchases • Internet (e-SRT) Travel Agencies • Purchasing at Hua Lamphong Station Purchasing on Trains • Cancellations • Refund Policy Discounted Tickets • Group Travel • Free Tickets Visit Thailand Rail Pass</i>	
Northeastern Lines Bus Connections.....	40	Fares.....	90-99
Northern and Northeastern Lines Combined Timetable Between Bangkok and Lop Buri / Kaeng Khoi Jct.....	41-44	<i>Fare Calculation • Supplemental Fees • Fare Tables</i>	
Northern and Northeastern Lines Combined Timetable Between Kaeng Khoi Jct. / Lop Buri and Bangkok.....	45-48	Combined Railway-Bus-Boat Tickets.....	100-102
Eastern Line Schedule • Eastward Trains.....	50-51	Eastern and Oriental Express.....	103-106
<i>Bangkok • Hua Takhe • Chachoengsao Jct. Prachin Buri • Kabin Buri • Aranyaphrathet Chon Buri • Pattaya • Ban Plu Ta Luang</i>		Bangkok Area Stations.....	107-111
Eastern Line Schedule • Westward Trains.....	52-53	Bangkok Transit Map.....	112
<i>Aranyaphrathet • Kabin Buri • Prachin Buri Ban Plu Ta Luang • Pattaya • Chon Buri Chachoengsao Jct. • Hua Takhe • Bangkok</i>		Bangkok Skytrain.....	113-116
		Bangkok Subway.....	117-121

Produced by David M. Bernstein • Fort Worth, Texas, U.S.A.
e-mail: davebernstein9@aol.com

This is privately published and is not an official
publication of the State Railway of Thailand.
Revision No. 1 (14 Dec. 2012)

Using The Timetable

Most of the schedules read down the page from top to bottom. On pages where the station column is in the middle of the timetable, schedules to the left read down and schedules to the right read up as indicated by arrows in the station column.

Train Numbers

01 - 44 • Special Express Trains
 51 - 86 • Express Trains
 102 - 178 • Rapid Trains
 201 - 386 • Ordinary and Mixed Trains
 301 - 394 • Commuter Trains
 401 - 464 • Local Trains
 485 - 490 • Mixed Trains
 900 series • Special and Commuter Trains
 4300 series • Commuter Trains

Times are shown in 24 hour clock format. All times are train departure times except those underlined are arrival times. Example: 1633

Distances are shown in kilometers (Km.) and statute miles (Mi.). Distances are measured from Bangkok Hua Lamphong Station except:

- Maha Chai Line
- Mae Khlong Line

↓ Train does not operate here.

----- Train does not stop at this station to receive or discharge passengers

Train Number			169
Type			Rapid
Class			2 • 3
Services			A M S
Days of Operation			Daily
	Km.	Mi.	
Bangkok (Hua Lamphong)	0	0	1535
Sam Sen	4	2	1551
Bang Sue Junction	8	5	1608
Bang Bamru	18	11	1625
Thonburi (Bangkok Noi)	---	---	↓
Taling Chan Junction	22	14	1631
Salaya	35	22	1645
Nakhon Pathom	64	40	1715
Nong Pladuk Junction	80	50	-----
Kanchanaburi	133	83	
Nam Tok	210	130	
Suphan Buri	158	93	↓
Ban Pong	84	52	1737
Ratchaburi	117	73	1820
Phetchaburi	167	104	1909
Hua Hin	229	142	2010

Type of train abbreviations

Com • Commuter
 DRC • Diesel Rail Car
 Exp • Express
 Sp • Special

Services

- ☼ Air conditioned equipment. This indicates at least one car assigned to the train is air conditioned.
- ✂ Full meal service (restaurant car).
- ☕ Refreshment and light meal service.
- 🛏 Sleeping car service.

Days of Operation or Operates

Ex • Except
 Sa • Saturday
 Su • Sunday
 H • Holidays

- Express Train
- Rapid Train
- Ordinary Train
- Commuter Train
- Local Train
- Mixed Train

With the exception of the timetables for Red Line Commuter Trains (page 23), Combined Northern and Northeastern Lines (pages 41 - 48), Maha Chai Line, Mae Khlong Line and Thonburi - Salaya (pages 64 - 66), the principal stations are listed and lesser important stations omitted. These are referred to as condensed timetables and should be sufficient for most travellers. All fares are quoted in Thai Baht unless otherwise stated.

The State Railway of Thailand often fails to update its printed timetable sheets and the PDF timetables on its internet site in a timely manner and schedules they present may not be accurate or complete. The schedules on the regular internet site may not be accurate, however the schedules for trains on the SRT internet ticketing web site are accurate. The schedules in this timetable are accurate as of the effective date but subject to change by State Railway of Thailand without notice.

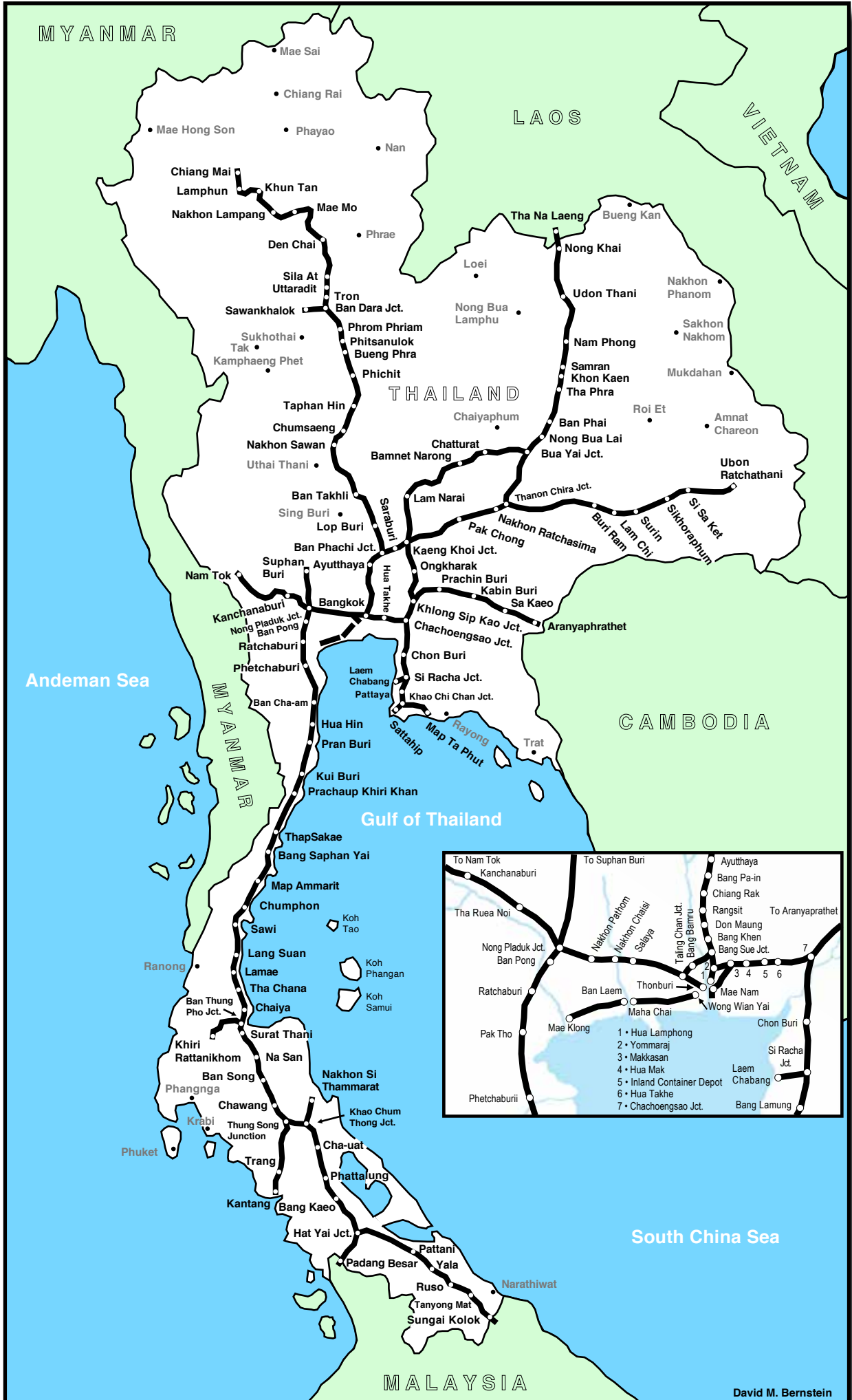
Trains are subject to delay and schedules are not guaranteed. The State Railway of Thailand has an internet train tracking system providing current status of trains in Thai (use a language translating browser such as Google Chrome). <http://58.181.223.142/srtts/view>

Travel Warning - Southern Thailand

There are almost daily terrorist attacks in the far south including arson, bombings and shootings. Targets have included civilians and members of the security forces, government offices, tourist hotels, discotheques and bars, shops, marketplaces, supermarkets, schools, transport infrastructure and trains. Since 2004, over 3,500 people have been killed and several thousand more injured. Martial law remains in place in the provinces of Pattani, Yala, Narathiwat and in the Sadao district of Songkhla province. Security authorities can detain suspects without charge, censor the media, conduct searches and seize documents. The British Foreign Office and the United States Department of State recommend only essential travel should be made between Hat Yai Junction and Sungai Kolok. Eight more countries have issued similar warnings. This does not affect travel via Padang Besar.

Organization	Internet	Telephone
State Railway of Thailand 24 Hour Call Center	www.railway.co.th	Hot Line 1690
State Railway of Thailand Internet Reservations (e-SRT)	http://www.thairailticket.com/esrt/	0-2936-3463
State Railway of Thailand Suvarnabhumi Airport Line	www.airportrailink.railway.co.th	Hot Line 1690
State Railway of Thailand Public Relations	www.railwayco.th	0-2222-0175
Bangkok Mass Transit System Public Co. Ltd. (Skytrain)	www.bts.co.th	0-2617-8000
Bangkok Metro Public Company Limited (Subway)	www.bangkokmetro.co.th	0-2624-5200
Bangkok Mass Transit Authority (Bus)	www.bmta.co.th	Hot Line 184
The Transport Company Limited (Intercity Bus)	www.transport.co.th	Hot Line 1490
Malaysian Railways (KTM)	www.KTM.com.my	03-22671200**

** From Thailand dial 001 60 03 22671200.



Railway Access to Selected Points of Interest

Point of Interest	SRT Lines	Station	Notes
Ang Thong National Marine Park	S	see pages 71 - 78	Guided tours from Koh Phangan or Koh Samui
Aranyaphrathet	E	Aranyaphrathet	Cambodian border; Poipet, Cambodia, casinos
Ayutthaya	N • NE	Ayutthaya	Former royal capital
Bang Pa-in	N • NE	Bang Pa-in	Bang Pa-in Palace
Cha-am	S	Cha-am	Beach resort
Chiang Mai	N	Chiang Mai	
Chiang Rai	N	Chiang Mai	Via bus approximately 2 hr. 20 min.
Doi Khun Tan National Park	N	Khun Tan	SRT has bungalows for rent
Doi Inthanon National Park	N	Chiang Mai	Bus transportation from Chang Pheuk Terminal
Doi Suthep - Doi Poi National Park	N	Chiang Mai	16 km. from Chiang Mai; shared rides for hire
Erawan National Park	S	Kanchanaburi	Frequent bus service from Kanchanaburi to the park
Hellfire Pass Memorial	S	Kanchanaburi	Via bus approximately 90 minutes
Hua Hin	S	Hua Hin	Beach resort
Kaeng Krachan National Park	S	Hua Hin	By auto or via tour.
Kamphaeng Phet	N	Phitsanulok	Via bus approximately 90 minutes
Kanchanaburi	S	Kanchanaburi	River Kwai Bridge; war museum and cemetery
Khao Luang National Park	S	Nakhon Si Thammarat	33 km. from city; transport via shared ride taxi
Khao San Roi Yot National Park	S	Pranburi	Shared rides to park every half hour
Khao Sok National Park	S	Surat Thani	100 km. ride via mini van or bus
Khao Yai National Park	NE	Pak Chong	30 km. trip via shared ride taxi
Koh Lanta	S	see pages 71 - 78	Surat Thani to Krabi via bus then boat
Koh Phangan	S	see pages 71 - 78	Via bus and boat
Koh Phi Phi	S	Surat Thani	Via bus to Krabi or Phuket then via boat
Koh Samui	S	see pages 71 - 78	Via bus and boat
Koh Taruntao National Marine Park	S	Hat Yai Junction	Bus or mini van to Pak Bara then via boat
Koh Tao	S	see pages 71 - 78	Via bus and boat
Krabi	S	Surat Thani	Via bus approximately 3 hours
Laem Son National Marine Park	S	Chumphon or Surat Thani	Bus to Ranong then rent car or motorcycle
Mae Hong Son	N	Chiang Mai	Via bus approximately 7 hours
Mae Sai	N	Chiang Mai	Via bus approximately 4 hr. 40 min.
Nong Khai	NE	Nong Khai	
Pai	N	Chiang Mai	Via bus approximately 3 hr. 30 min.
Pakse, Laos	NE	Ubon Ratchathani	Via bus approximately 2 hours
Pattaya	S	Pattaya	Limited rail service; no weekend service
Phetchaburi	S	Phetchaburi	
Phra Pathom Chedi	S	Nakhon Pathom	Tallest Buddhist monument in the world
Phu Hin Rong Kla National Park	N	Phitsanulok	Bus to Nakhon Thai then via shared ride taxi to park
Phu Kradung National Park	NE	Khon Kaen or Udon Thani	Bus to Loei then to Phu Kradung.
Phuket	S	Surat Thani	Via bus approximately 4 hours
Ratchaburi	S	Ratchaburi	
Sai Yok Noi National Park	S	Kanchanaburi	Via bus approximately 2 hours
Sai Yok Noi Waterfall	S	Nam Tok	2 kilometer walk from railway station
Sukhothai Historical Park	NE	Phitsanulok	Via bus 1 hour
Surin	NE	Surin	Elephant Roundup (November)
Tha Khlang Elephant Village	NE	Surin	Via shared ride taxi approximately 2 hours
Thai Elephant Conservation Centre	N	Nakhon Lampang	33 km. from Lampang; via taxi or car hire
Ubon Ratchathani	NE	Ubon Ratchathani	
Vientiane, Laos	NE	Nong Khai or Udon Thani	Via bus 1'30" from Nong Khai; 2'00" from Udon Thani

E = Eastern Line N = Northern Line NE = Northeastern Lines S = Southern Lines

Time Conversion

0100 = 1 a.m.	0500 = 5 a.m.	0900 = 9 a.m.	1300 = 1 p.m.	1700 = 5 p.m.	2100 = 9 p.m.
0200 = 2 a.m.	0600 = 6 a.m.	1000 = 10 a.m.	1400 = 2 p.m.	1800 = 6 p.m.	2200 = 10 p.m.
0300 = 3 a.m.	0700 = 7 a.m.	1100 = 11 a.m.	1500 = 3 p.m.	1900 = 7 p.m.	2300 = 11 p.m.
0400 = 4 a.m.	0800 = 8 a.m.	1200 = noon	1600 = 4 p.m.	2000 = 8 p.m.	0000 = midnight

Conversions

1 kilometer	0.62 mile
1 mile	1.61 kilometers
1 mile	1609 meters
1 kilogram	2.21 pounds (U.S.)
1 pound (U.S.)	0.45 kilograms
1 ton (U.S.)	907 kilograms

30 km. / hr.	18.6 mi. / hr.
60 km. / hr.	37.2 mi. / hr.
80 km. / hr.	59.7 mi. / hr.
90 km. / hr.	55.9 mi. / hr.
105 km. / hr.	65.2 mi. / hr.
120 km. / hr.	74.5 mi. / hr.

1 Australian Dollar	33 Baht
1 British Pound	49 Baht
1 European Union Euro	41 Baht
1 Malaysian Ringgit	10 Baht
1 Singapore Dollar	25 Baht
1 United States Dollar	31 Baht

Thai Holidays

Date	Days	Holiday	Notes
December 31, 2012	Monday	New Year's Eve	
January 1, 2013	Tuesday	New Year's Day	
March 11 2013	Monday	Makha Bucha	Buddhist Holiday
April 6, 2013	Saturday	Chakri Memorial Day	Observed Monday April 8th
April 13 - 17, 2013	Su Mo Tu We	Songkran Festival	
May 1, 2013	Wednesday	Labor Day	
May 5, 2013	Sunday	Coronation Day	Observed Monday May 6th
May 24, 2013	Friday	Visakha Bucha	Buddhist Holiday
August 12, 2013	Monday	Her Majesty The Queen's Birthday	
October 23, 2013	Wednesday	Chulalongkorn Day	
December 5, 2013	Thursday	His Majesty The King's Birthday	
December 10, 2013	Tuesday	Constitution Day	
December 31, 2013	Tuesday	New Year's Eve	

Telephone Numbers For Visitors

Telephone Directory (English) • Bangkok	Hot Line 13	Australian Embassy • Bangkok	0-2287-2680
Telephone Directory (English) • Nationwide	Hot Line 183	British Embassy • Bangkok	0-2253-0191
Tourism Authority of Thailand • Bangkok	0-2250-5500	Canadian Embassy • Bangkok	0-2636-0540
Tourism Authority of Thailand • Nationwide	Hot Line 1672	French Embassy • Bangkok	0-2657-5100
Tourism Assistance Center • Bangkok	0-2281-5051	German Embassy • Bangkok	0-2287-9000
Tourist Police • Nationwide	Hot Line 1155	Japanese Embassy • Bangkok	0-2207-8500
Thai Immigration • Bangkok	0-2287-3101	New Zealand Embassy • Bangkok	0-2254-2530
Suvarnabhumi Airport • Bangkok	0-2132-1888	United States Embassy • Bangkok	0-2205-4000

Internet Resources For Visitors

State Railway of Thailand	http://www.railway.co.th/home/
State Railway of Thailand On Line Booking (e-SRT)	http://www.thairailticket.com/esrt/
Thai National Parks	http://www.dnp.go.th/National_park.asp
Tourism Authority of Thailand	http://www.tourismthailand.org/tourismthailand_index/en/
Lonely Planet Travel Guide	http://www.lonelyplanet.com/thailand
Central Intelligence Agency Thailand Fact Book	https://www.cia.gov/library/publications/the-world-factbook/geos/th.html
Bangkok Post (English language newspaper)	http://www.bangkokpost.com/
The Nation (English language newspaper)	http://www.nationmultimedia.com/
Thai Language	http://www.thai-language.com/
Suvarnabhumi Airport (Bangkok)	http://www.suvarnabhumiairport.com/index_en.php

Principal Stations

Bangkok Hua Lamphong Station

Call Center 24 Hours	Hot Line 1690
Advance Ticket Sales	0-2225-8455
Group Tickets	0-2226-4869
Left Luggage Facility	0-2214-3531
Baggage Transfer Service	0-2621-8701

Northern / Northeastern Lines Stations	Distance (Km./Mi.)	Telephone Number
Bangkok	0 / 0	0-2222-0175
Sam Sen	4 / 2	0-2241-4238
Bang Sue Jct. (Northern)	8 / 5	0-2587-4613
Bang Sue Jct. (Southern)	8 / 5	0-2586-0240
Bang Khen	13 / 8	0-2589-1602
Lak Si	18 / 11	0-2573-1394
Don Muang	22 / 14	0-2566-2957
Bang Pa In	58 / 36	0-3526-1377
Ayutthaya	71 / 44	0-3524-1521
Ban Phachi Junction	90 / 56	0-3531-1110
Ban Mo	109 / 67	0-3620-1311
Lop Buri	133 / 82	0-3641-1022
Nakhon Sawan	246 / 152	0-5625-5544
Taphan Hin	319 / 198	0-5662-1055
Phichit	347 / 215	0-5661-2163
Phitsanulok	389 / 241	0-5525-8005
Uttaradit	485 / 301	0-5541-1023
Sila At	488 / 302	0-5541-1311
Den Chai	524 / 331	0-5461-3260
Nakhon Lampang	642 / 398	0-5421-3260
Lamphun	729 / 452	0-5351-1016
Chiang Mai	751 / 466	0-5324-4795

Northeastern Lines Stations	Distance (Km./Mi.)	Telephone Number
Saraburi	113 / 70	0-3621-1091
Kaeng Khoi Junction	125 / 78	0-3624-4020
Pak Chong	180 / 117	0-4431-1534
Nakhon Ratchasima	264 / 164	0-4424-2044
Thanon Chira Jct.	266 / 165	0-4424-2363
Lam Plai Mat	346 / 214	0-4466-1157
Buri Ram	376 / 233	0-4461-1202
Surin	420 / 260	0-4551-1295
Si Sa Ket	515 / 319	0-4561-1525
Ubon Ratchathani	575 / 357	0-4532-1004
Bua Yai Junction	346 / 214	0-4446-1182
Ban Phai	408 / 253	0-4327-2520
Khon Kaen	450 / 279	0-4322-1112
Udon Thani	569 / 353	0-4222-2061
Nong Khai	621 / 389	0-4241-1637

Southern Lines Stations	Distance (Km./Mi.)	Telephone Number
Bangkok	0 / 0	0-2222-0175
Thonburi (Bangkok Noi)	-----	0-2411-3102
Wong Wian Yai	-----	0-2465-2017
Ban Laem	-----	0-3471-1906
Tailing Chan Jct.	22 / 14	0-2448-6577
Salayai	35 / 22	0-2621-8701
Nakhon Pathom	64 / 40	0-3424-2305
Kanchanaburi	133 / 83	0-3451-1285
Suphan Buri	158 / 98	0-3551-1950
Ratchaburi	117 / 73	0-3223-7002
Phetchaburi	116 / 104	0-3242-5211
Hua Hin	229 / 142	0-3251-1073
Prachuap Khiri Khan	318 / 198	0-3261-1175
Bang Saphan Yai	393 / 244	0-3269-1522
Chumphon	485 / 301	0-7751-1103
Lang Suan	549 / 341	0-7754-1286
Chaiya	614 / 382	0-7743-1348
Surat Thani	651 / 405	0-7731-1213
Na San	690 / 429	0-7734-1456
Thung Song Junction	773 / 480	0-7541-1254
Nakhon Si Thammarat	832 / 517	0-7535-6364
Trang	845 / 525	0-7521-8012
Kantang	866 / 538	0-7525-1015
Phattalung	862 / 536	0-7461-3106
Hat Yai Junction	943 / 586	0-7423-8001
Padang Besar	990 / 615	0-7452-1487
Pattani	1025 / 637	0-7343-1232
Yala	1054 / 655	0-7321-2737
Tanyong Mat	1116 / 693	0-7367-1191
Sungai Kolok	1159 / 720	0-7361-1162

Eastern Lines Stations	Distance (Km./Mi.)	Telephone Number
Bangkok	0 / 0	0-2222-0175
Makkasan	5 / 3	0-2245-3920
Khlong Tan	10 / 6	0-2314-0028
Hua Mak	15 / 9	0-2374-2260
Hua Takhe	31 / 19	0-2326-7185
Chachoengsao Jct.	61 / 38	0-3851-1007
Prachin Buri	133 / 83	0-3721-1120
Kabin Buri	161 / 100	0-3728-1536
Aranyaprathet	246 / 158	0-3723-1698
Chon Buri	108 / 66	0-3828-6555
Pattaya	155 / 96	0-3842-9285

Quick Reference Schedules

Bangkok to Aranyaphrathet

Depart	Arrive	Train	Type	Operates
0555	1135	275	Ordinary	Daily
1305	1735	279	Ordinary DRC	Daily

Aranyaphrathet to Bangkok

Depart	Arrive	Train	Type	Operates
0640	1205	280	Ordinary DRC	Daily
1355	1955	276	Ordinary	Daily

Bangkok to Ayutthaya

Depart	Arrive	Train	Type	Operates
0420	0548	303	Commuter DRC	Ex Sa Su H
0520	0644	339	Commuter DRC	Ex Sa Su H
0545	0658	21	Special Express DRC	Daily
0640	0825	135	Rapid	Daily
0700	0835	111	Rapid	Daily
0820	0939	75	Express DRC	Daily
0830	0942	9	Special Express DRC	Daily
0925	1124	201	Mixed	Daily
1005	1124	71	Express DRC	Daily
1050	1214	3	Special Express DRC	Daily
1120	1304	209	Ordinary	Daily
1140	1306	233	Mixed	Daily
1245	1416	109	Rapid	Daily
1255	1428	211	Ordinary	Daily
1405	1551	207	Ordinary	Daily
1520	1656	145	Rapid	Daily
1610	1800	315	Commuter	Ex Sa Su H
1630	1833	301	Commuter	H
1650	1848	313	Commuter	Ex Sa Su H
1715	1909	341	Commuter	Ex Sa Su H
1715	1909	343	Commuter	H
1725	1912	317	Commuter	Ex Sa Su H
1810	1944	1	Special Express	Daily
1820	2010	305	Commuter DRC	Ex Sa Su H
1830	1953	77	Express DRC	Daily
1855	2025	139	Rapid	Daily
1935	2100	13	Special Express	Daily
1950	2110	105	Rapid DRC	Daily
2000	2140	69	Express	Daily
2010	2140	107	Rapid	Daily
2030	2150	67	Express	Daily
2045	2216	133	Rapid	Daily
2150	2308	73	Express DRC	Daily
2200	2329	51	Express	Daily
2225	2350	141	Rapid	Daily

Ayutthaya to Bangkok

Depart	Arrive	Train	Type	Operates
0233	0400	4	Special Express DRC	Daily
0237	0425	142	Rapid	Daily
0254	0435	74	Express DRC	Daily
0314	0510	108	Rapid	Daily
0315	0500	78	Express DRC	Daily
0355	0550	68	Express	Daily
0423	0625	70	Express	Daily
0445	0630	14	Special Express	Daily
0512	0715	314	Commuter	Daily
0459	0650	2	Special Express	Daily
0525	0730	140	Rapid	Daily
0550	0750	306	Commuter DRC	Ex Sa Su H
0550	0800	134	Rapid	Daily
0558	0820	316	Commuter	Ex Sa Su H
0624	0840	342	Commuter	Ex Sa Su H
0624	0840	344	Commuter	H
0643	0850	302	Commuter	H
0645	0830	52	Express	Daily
0711	0905	318	Commuter	Ex Sa Su H
0827	1020	208	Ordinary	Daily
0901	1035	304	Commuter DRC	Daily
0941	1110	340	Commuter DRC	Ex Sa Su H
1028	1210	212	Ordinary	Daily
1218	1405	202	Mixed	Daily
1240	1415	234	Mixed	Daily
1317	1450	72	Express DRC	Daily
1328	1505	106	Rapid DRC	Daily
1530	1710	76	Express DRC	Daily
1605	1800	112	Rapid	Daily
1637	1840	136	Rapid	Daily
1847	2035	210	Ordinary	Daily
1853	2025	12	Special Express DRC	Daily
1905	2100	146	Rapid	Daily
1914	2110	102	Rapid	Daily
2146	2215	22	Special Express DRC	Daily

Bangkok to Butterworth (Penang), Malaysia

Depart	Arrive	Train	Type	Operates
1445	1255	35	Special Express	Daily

Butterworth (Penang), Malaysia to Bangkok

Depart	Arrive	Train	Type	Operates
1315	1030	36	Special Express	Daily

Quick Reference Schedules

Bangkok to Chachoengsao Junction

Depart	Arrive	Train	Type	Operates
0555	0736	275	Ordinary	Daily
0655	0856	283	Ordinary	Ex Sa Su H
0655	0856	285	Ordinary	Sa Su
0800	0930	281	Ordinary	Daily
1010	1145	367	Commuter	Daily
1210	1330	389	Commuter DRC	Daily
1305	1413	279	Ordinary DRC	Daily
1525	1643	277	Ordinary	Daily
1635	1755	391	Commuter DRC	Daily
1700	1850	383	Commuter	ExSaSuH
1740	1920	371	Commuter	Daily
1825	1940	385	Commuter DRC	Daily
1825	1955	381	Commuter	H

Chachoengsao Junction to Bangkok

Depart	Arrive	Train	Type	Operates
0545	0745	384	Commuter	ExSaSuH
0619	0815	372	Commuter	Daily
0705	0835	388	Commuter DRC	Daily
0831	1015	278	Ordinary	Daily
1022	1205	280	Ordinary DRC	Daily
1235	1410	368	Commuter	Daily
1405	1525	390	Commuter DRC	Daily
1534	1715	282	Ordinary	Daily
1620	1825	284	Ordinary	Ex Sa Su H
1620	1825	286	Ordinary	Sa Su
1800	1955	276	Ordinary	Daily
1925	2055	394	Commuter	H
2005	2130	386	Commuter DRC	Daily

Bangkok to Chiang Mai

Depart	Arrive	Train	Type	Operates
0830	2030	9	Special Express DRC	Daily
1245	0405	109	Rapid	Daily
1810	0815	1	Special Express	Daily
1935	0955	13	Special Express	Daily
2200	1305	51	Express	Daily

Chiang Mai to Bangkok

Depart	Arrive	Train	Type	Operates
0545	2110	102	Rapid	Daily
0845	2025	12	Special Express DRC	Daily
1730	0830	52	Express	Daily
1600	0630	14	Special Express	Daily
1700	0650	2	Special Express	Daily

Bangkok / Thonburi to Chumphon

Depart	Arrive	Train	Type	Operates
0730T	1655	255	Ordinary	Daily
0805	1436	43	Special Express DRC	Daily
1300	2112	171	Rapid	Daily
1445	2234	35	Special Express	Daily
1510	2315	37	Special Express	Daily
1535	0042	169	Rapid	Daily
1705	0116	83	Express	Daily
1735	0248	173	Rapid	Daily
1830	0318	167	Rapid	Daily
1930T	0347	177	Rapid	Daily
1930	0413	85	Express	Daily
2250	0549	39/41	Special Express DRC	Daily

Chumphon to Bangkok / Thonburi

Depart	Arrive	Train	Type	Operates
0001	0835	84	Express	Daily
0044	0915	172	Rapid	Daily
0206	1010	38	Special Express	Daily
0234	1030	36	Special Express	Daily
0642	1610T	254	Ordinary	Daily
1246	1945	40	Special Express DRC	Daily
1936	0510	174	Rapid	Daily
2031	0535	168	Rapid	Daily
2122	0630	86	Express	Daily
2058	0640T	178	Rapid	Daily
2244	0555	42/44	Special Express DRC	Daily
2323	0900	170	Rapid	Daily

T = Thonburi (Bangkok Noi) station

Bangkok to Hat Yai Junction

Depart	Arrive	Train	Type	Operates
1300	0552	171	Rapid	Daily
1445	0635	35	Special Express	Daily
1510	0720	37	Special Express	Daily
1535	0915	169	Rapid	Daily
2250	1234	41	Special Express DRC	Daily

Hat Yai Junction to Bangkok

Depart	Arrive	Train	Type	Operates
1445	0900	170	Rapid	Daily
1539	0915	172	Rapid	Daily
1623	0555	42	Special Express DRC	Daily
1810	1010	38	Special Express	Daily
1845	1030	36	Special Express	Daily

DRC = Diesel Rail Car Ex = Except Sa = Saturday Su = Sunday H = Holidays

Quick Reference Schedules

Bangkok / Thonburi to Hua Hin

Depart	Arrive	Train	Type	Operates
0630	1032	911	Special DRC	Sa Su H
0730T	1144	255	Ordinary	Daily
0805	1126	43	Special Express DRC	Daily
0920	1335	261	Ordinary	Daily
1245B	1749	251	Mixed	Daily
1300	1714	171	Rapid	Daily
1445	1842	35	Special Express	Daily
1510	1910	37	Special Express	Daily
1535	2007	169	Rapid	Daily
1705	2107	83	Express	Daily
1735	2151	173	Rapid	Daily
1830	2231	167	Rapid	Daily
1930T	2310	177	Rapid	Daily
1930	2333	85	Express	Daily
2250	0220	39/41	Special Express DRC	Daily

Hua Hin to Bangkok / Thonburi

Depart	Arrive	Train	Type	Operates
0045	0510	174	Rapid	Daily
0116	0535	168	Rapid	Daily
0131	0640T	178	Rapid	Daily
0147	0630	86	Express	Daily
0222	0555	42/44	Special Express DRC	Daily
0415	0835	84	Express	Daily
0428	0900	170	Rapid	Daily
0456	0915	172	Rapid	Daily
0605	1010	38	Special Express	Daily
0617	1110B	252	Mixed	Daily
0629	1030	36	Special Express	Daily
1146	1610T	254	Ordinary	Daily
1410	1900	262	Ordinary	Daily
1539	1925	912	Special DRC	Sa Su H
1601	1945	40	Special Express DRC	Daily

B = Bang Sue Junction T = Thonburi (Bangkok Noi) station

Bangkok to Kantang

Depart	Arrive	Train	Type	Operates
1830	1120	167	Rapid	Daily

Kantang to Bangkok

Depart	Arrive	Train	Type	Operates
1240	0535	168	Rapid	Daily

Bangkok to Khon Kaen

Depart	Arrive	Train	Type	Operates
0820	1620	75	Express DRC	Daily
1830	0210	77	Express DRC	Daily
2000	0505	69	Express	Daily
2045	0607	133	Rapid	Daily

Khon Kaen to Bangkok

Depart	Arrive	Train	Type	Operates
0839	1710	76	Express DRC	Daily
2011	0500	78	Express DRC	Daily
2105	0625	70	Express	Daily
2216	0800	134	Rapid	Daily

Bangkok to Lop Buri

Depart	Arrive	Train	Type	Operates
0420	0705	303	Commuter DRC	Ex Sa Su H
0700	0942	111	Rapid	Daily
0830	1027	9	Special Express DRC	Daily
0925	1235	201	Mixed	Daily
1050	1259	3	Special Express DRC	Daily
1120	1420	209	Ordinary	Daily
1245	1318	109	Rapid	Daily
1255	1538	211	Ordinary	Daily
1405	1720	207	Ordinary	Daily
1610	1930	315	Commuter	Ex Sa Su H
1630	2005	301	Commuter	H
1725	2030	317	Commuter	Ex Sa Su H
1810	2040	1	Special Express	Daily
1935	2153	13	Special Express	Daily
1950	2204	105	Rapid DRC	Daily
2010	2234	107	Rapid	Daily
2200	0023	51	Express	Daily

Lop Buri to Bangkok

Depart	Arrive	Train	Type	Operates
0137	0400	4	Special Express DRC	Daily
0216	0510	108	Rapid	Daily
0341	0630	14	Special Express	Daily
0354	0650	2	Special Express	Daily
0440	0820	316	Commuter	Ex Sa Su H
0515	0850	302	Commuter	H
0540	0830	52	Express	Daily
0610	0915	318	Commuter	Ex Sa Su H
0705	1020	208	Ordinary	Daily
0800	1035	304	Commuter DRC	Daily
0919	1210	212	Ordinary	Daily
1104	1405	202	Mixed	Daily
1227	1505	106	Rapid DRC	Daily
1448	1800	112	Rapid	Daily
1727	2035	210	Ordinary	Daily
1755	2110	102	Rapid	Daily
1805	2025	12	Special Express DRC	Daily

DRC = Diesel Rail Car Ex = Except Sa = Saturday Su = Sunday H = Holidays

Quick Reference Schedules

Bangkok / Thonburi to Nam Tok

Depart	Arrive	Train	Type	Operates
0630	1130	909	Special DRC	Sa Su H
0750T	1235	257	Ordinary	Daily
1335T	1830	259	Ordinary	Daily

Nam Tok to Bangkok / Thonburi

Depart	Arrive	Train	Type	Operates
0520	1025T	260	Ordinary	Daily
1255	1740T	258	Ordinary	Daily
1425	1925	910	Special DRC	Sa Su H

T = Thonburi (Bangkok Noi) station

Bangkok to Nakhon Lampang

Depart	Arrive	Train	Type	Operates
0830	1808	9	Special Express DRC	Daily
1245	0132	109	Rapid	Daily
1810	0525	1	Special Express	Daily
1935	0657	13	Special Express	Daily
2200	1027	51	Express	Daily

Nakhon Lampang to Bangkok

Depart	Arrive	Train	Type	Operates
0832	2110	102	Rapid	Daily
1054	2025	12	Special Express DRC	Daily
1830	0630	14	Special Express	Daily
1919	0650	2	Special Express	Daily
2000	0830	52	Express	Daily

Bangkok to Nakhon Ratchasima

Depart	Arrive	Train	Type	Operates
0545	1002	21	Special Express DRC	Daily
0640	1212	135	Rapid	Daily
1005	1427	71	Express DRC	Daily
1140	1650	233	Mixed	Daily
1520	2115	145	Rapid	Daily
1830	2248	77	Express DRC	Daily
1855	0007	139	Rapid	Daily
2000	0132	69	Express	Daily
2030	0143	67	Express	Daily
2150	0221	73	Express DRC	Daily
2225	0339	141	Rapid	Daily

Nakhon Ratchasima to Bangkok

Depart	Arrive	Train	Type	Operates
0013	0625	70	Express	Daily
0051	0730	140	Rapid	Daily
0822	1415	234	Mixed	Daily
1018	1450	72	Express DRC	Daily
1233	1840	136	Rapid	Daily
1454	2100	146	Rapid	Daily
1847	2315	22	Special Express DRC	Daily
2232	0425	142	Rapid	Daily
2254	0435	74	Express DRC	Daily
2306	0500	78	Express DRC	Daily
2337	0550	68	Express	Daily

Bangkok to Nakhon Sawan

Depart	Arrive	Train	Type	Operates
0700	1124	111	Rapid	Daily
0830	1135	9	Special Express DRC	Daily
0925	1458	201	Mixed	Daily
1050	1404	3	Special Express DRC	Daily
1245	1710	109	Rapid	Daily
1255	1749	211	Ordinary	Daily
1405	1915	207	Ordinary	Daily
1810	2210	1	Special Express	Daily
1935	2331	13	Special Express	Daily
1950	2333	105	Rapid DRC	Daily
2010	0001	107	Rapid	Daily
2055	0225	115	Rapid	Daily
2200	0159	51	Express	Daily

Nakhon Sawan to Bangkok

Depart	Arrive	Train	Type	Operates
0004	0400	4	Special Express DRC	Daily
0033	0510	108	Rapid	Daily
0200	0630	14	Special Express	Daily
0212	0650	2	Special Express	Daily
0356	0830	52	Express	Daily
0500	1020	208	Ordinary	Daily
0701	1210	212	Ordinary	Daily
0839	1405	202	Mixed	Daily
1052	1505	106	Rapid DRC	Daily
1252	1800	112	Rapid	Daily
1611	2110	102	Rapid	Daily
1652	2025	12	Special Express DRC	Daily
2220	0320	116	Rapid	Daily

Bangkok to Nakhon Si Thammarat

Depart	Arrive	Train	Type	Operates
1735	0955	173	Rapid	Daily
1930	1055	85	Express	Daily

Nakhon Si Thammarat to Bangkok

Depart	Arrive	Train	Type	Operates
1300	0510	174	Rapid	Daily
1500	0630	86	Express	Daily

DRC = Diesel Rail Car Ex = Except Sa = Saturday Su = Sunday H = Holidays

Quick Reference Schedules

Bangkok to Nong Khai

Depart	Arrive	Train	Type	Operates
1830	0505	77	Express DRC	Daily
2000	0825	69	Express	Daily
2045	0945	133	Rapid	Daily

Nong Khai to Bangkok

Depart	Arrive	Train	Type	Operates
0600	1710	76	Express DRC	Daily
1820	0625	70	Express	Daily
1915	0800	134	Rapid	Daily

Note: service between Nam Phong and Nong Khai is temporarily suspended due to track rehabilitation and bus service is substituted between these stations.

Bangkok to Phitsanulok

Depart	Arrive	Train	Type	Operates
0700	1402	111	Rapid	Daily
0830	1309	9	Special Express DRC	Daily
0925	1750	201	Mixed	Daily
1050	1554	3	Special Express DRC	Daily
1245	1919	109	Rapid	Daily
1810	0008	1	Special Express	Daily
1935	0148	13	Special Express	Daily
1950	0203	105	Rapid DRC	Daily
2010	0247	107	Rapid	Daily
2200	0438	51	Express	Daily

Phitsanulok to Bangkok

Depart	Arrive	Train	Type	Operates
0009	0650	2	Special Express	Daily
0131	0830	52	Express	Daily
0605	1405	202	Mixed	Daily
0859	1505	106	Rapid DRC	Daily
1018	1800	112	Rapid	Daily
1401	2110	102	Rapid	Daily
1508	2025	12	Special Express DRC	Daily
2140	0400	4	Special Express DRC	Daily
2206	0510	108	Rapid	Daily
2339	0630	14	Special Express	Daily

Bangkok to Singapore via Kuala Lumpur, Malaysia

Bangkok to Hat Yai Junction

Depart	Arrive	Train	Type	Operates
1445	0635	35	Special Express	Daily
1510	0720	37	Special Express	Daily
2250	1234	41	Special Express DRC	Daily

Hat Yai Junction to Kuala Lumpur, Malaysia

Depart	Arrive	Train	Type	Operates
1600	0530	21	Express	Daily

Kuala Lumpur, Malaysia to Woodlands (Singapore)

Depart	Arrive	Train	Type	Operates
0900	1600	13	Express	Daily

Bangkok to Singapore via Bukit Mertajam, Malaysia

Bangkok to Bukit Mertajam, Malaysia

Depart	Arrive	Train	Type	Operates
1445	1327	35	Special Express	Daily

Bukit Mertajam, Malaysia, to Kuala Lumpur, Malaysia

Depart	Arrive	Train	Type	Operates
1420	2105	11	Express	Daily

Kuala Lumpur, Malaysia, to Woodlands (Singapore)

Depart	Arrive	Train	Type	Operates
2300	0635	25	Express	Daily

Singapore to Bangkok via Kuala Lumpur, Malaysia

Woodlands (Singapore) to Kuala Lumpur, Malaysia

Depart	Arrive	Train	Type	Operates
1325	2025	12	Express	Daily

Kuala Lumpur, Malaysia to Hat Yai Junction

Depart	Arrive	Train	Type	Operates
2120	0927	20	Express	Daily

Hat Yai Junction to Bangkok

Depart	Arrive	Train	Type	Operates
1623	0555	42	Special Express DRC	Daily
1810	1010	38	Special Express	Daily
1845	1030	36	Special Express	Daily

Due to schedule changes on the Malaysian Railways (KTM) there is no longer a practical connection from Singapore / Kuala Lumpur to Train 36 at Butterworth or Bukit Mertajam.

Singapore trains now originate and terminate at Woodlands station located 30 km. (19 miles) north of downtown Singapore. Public transportation is available, via bus between Woodlands railway station and Woodlands SMRT station and via SMRT train between Woodlands SMRT station and downtown Singapore.

Malaysia and Singapore times are one hour ahead of Thai time. Train numbers in *italics* are Malaysian trains (KTMB).

Malaysian Railways: www.KTM.com.my/
SMRT: www.smrt.com.sg/

Quick Reference Schedules

Bangkok to Sungai Kolok

Depart	Arrive	Train	Type	Operates
1300	1045	171	Rapid	Daily
1510	1120	37	Express	Daily

Sungai Kolok to Bangkok

Depart	Arrive	Train	Type	Operates
1130	0915	172	Rapid	Daily
1420	1010	38	Express	Daily

Bangkok to Suphan Buri

Depart	Arrive	Train	Type	Operates
1640	2015	355	Commuter	Daily

Suphan Buri to Bangkok

Depart	Arrive	Train	Type	Operates
0430	0805	356	Commuter	Daily

Bangkok to Surat Thani

Depart	Arrive	Train	Type	Operates
0805	1645	43	Special Express DRC	Daily
1300	0022	171	Rapid	Daily
1445	0123	35	Special Express	Daily
1510	0200	37	Special Express	Daily
1535	0345	169	Rapid	Daily
1705	0424	83	Express	Daily
1735	0548	173	Rapid	Daily
1830	0623	167	Rapid	Daily
1930	0706	85	Express	Daily
2250	0805	39/41	Special Express DRC	Daily

Surat Thani to Bangkok

Depart	Arrive	Train	Type	Operates
1040	1945	40	Special Express DRC	Daily
1647	0510	174	Rapid	Daily
1738	0535	168	Rapid	Daily
1837	0630	86	Express	Daily
2014	0900	170	Rapid	Daily
2051	0555	42/44	Special Express DRC	Daily
2104	0835	84	Express	Daily
2126	0915	172	Rapid	Daily
2328	1010	38	Special Express	Daily
2357	1030	36	Special Express	Daily

Bangkok to Trang

Depart	Arrive	Train	Type	Operates
1705	0805	83	Express	Daily
1830	1031	167	Rapid	Daily

Trang to Bangkok

Depart	Arrive	Train	Type	Operates
1329	0535	168	Rapid	Daily
1725	0835	84	Express	Daily

Bangkok to Ubon Ratchathani

Depart	Arrive	Train	Type	Operates
0545	1400	21	Special Express DRC	Daily
0640	1800	135	Rapid	Daily
1520	0335	145	Rapid	Daily
1855	0615	139	Rapid	Daily
2030	0725	67	Express	Daily
2225	1020	141	Rapid	Daily

Ubon Ratchathani to Bangkok

Depart	Arrive	Train	Type	Operates
0700	1840	136	Rapid	Daily
0845	2100	146	Rapid	Daily
1450	2315	22	Special Express DRC	Daily
1650	0425	142	Rapid	Daily
1830	0550	68	Express	Daily
1930	0730	140	Rapid	Daily

Bangkok to Udon Thani

Depart	Arrive	Train	Type	Operates
0820	1810	75	Express DRC	Daily
1830	0411	77	Express DRC	Daily
2000	0714	69	Express	Daily
2045	0840	133	Rapid	Daily

Udon Thani to Bangkok

Depart	Arrive	Train	Type	Operates
0654	1710	76	Express DRC	Daily
1840	0500	78	Express DRC	Daily
1920	0625	70	Express	Daily
2010	0800	134	Rapid	Daily

Note: service between Nam Phong and Udon Thani is temporarily suspended due to track rehabilitation and bus service is substituted between these stations.

Bangkok to Yala

Depart	Arrive	Train	Type	Operates
1300	0846	171	Rapid	Daily
1510	0926	37	Special Express	Daily
1535	1120	169	Rapid	Daily
2250	1430	41	Special Express DRC	Daily

Yala to Bangkok

Depart	Arrive	Train	Type	Operates
1235	0900	170	Rapid	Daily
1326	0915	172	Rapid	Daily
1455	0555	42	Special Express DRC	Daily
1609	1010	38	Special Express	Daily

Bangkok Hua Lamphong Station • Train Arrivals and Departures

Train	Outbound (Departing To)	Operates	Time	Operates	Train	Inbound (Arriving From)
			0400	Daily	4	Sila At
379	Hua Takhe	Ex Sa Su H	0415			
303	Lop Buri	Ex Sa Su H	0420			
			0425	Daily	142	Ubon Ratchathani
			0435	Daily	74	Si Sa Ket
311	Rangsit	Daily	0440			
			0500	Daily	78	Udon Thani
			0510	Daily	108	Den Chai
			0510	Daily	174	Nakhon Si Thammarat
339	Kaeng Khoi Junction	Ex Sa Su H	0520			
			0535	Daily	168	Kantang
21	Ubon Ratchathani	Daily	0545			
			0550	Daily	68	Ubon Ratchathani
275	Aranyaphrathet	Daily	0555			
			0555	Daily	42 / 44	Surat Thani and Yala
			0625	Daily	70	Nong Khai
			0630	Daily	14	Chiang Mai
909 / 911	Nam Tok / Hua Hon	Sa Su H	0630	Daily	86	Nakhon Si Thammarat
135	Ubon Ratchathani	Daily	0640			
			0650	Daily	2	Chiang Mai
283	Ban Plu Ta Luang	Ex Sa Su H	0655			
285	Chachoengsao Junction	Sa Su	0655			
111	Den Chai	Daily	0700			
			0710	Ex Sa Su H	380	Hua Takhe
			0715	Daily	314	Ban Phachi Junction
			0730	Daily	140	Ubon Ratchathani
			0745	Ex Sa Su H	384	Chachoengsao Junction
			0750	Ex Sa Su H	306	Ayutthaya
281	Kabin Buri	Daily	0800			
			0800	Daily	134	Nong Khai
43	Surat Thani	Daily	0805	Daily	356	Suphan Buri
			0815	Daily	372	Prachin Buri
75	Udon Thani	Daily	0820			
			0820	Ex Sa Su H	316	Lop Buri
9	Chiang Mai	Daily	0830	Daily	52	Chiang Mai
			0835	Daily	84	Trang
			0835	Daily	388	Chachoengsao Junction
			0840	Ex Sa Su H	342	Kaeng Khoi Junction
			0840	Sa Su H	344	Kaeng Khoi Junction
			0850	H	302	Lop Buri
			0900	Daily	170	Yala
			0905	Ex Sa Su H	318	Lop Buri
			0915	Daily	172	Sungai Kolok
261	Hua Hin	Daily	0920			
			0920	Ex Sa Su H	378	Hua Takhe
201	Phitsanulok	Daily	0925			
71	Si Sa Ket	Daily	1005			
367	Chachoengsao Junction	Daily	1010	Daily	38	Sungai Kolok
			1015	Daily	278	Kabin Buri
			1020	Daily	208	Nakhon Sawan

Bangkok Hua Lamphong Station • Train Arrivals and Departures

Train	Outbound (Departing To)	Operates	Time	Operates	Train	Inbound (Arriving From)
			1030	Daily	36	Butterworth, Malaysia
			1035	Daily	304	Lop Buri
3	Sila At	Daily	1050			
			1105	Daily	958	Hua Takhe
			1110	Ex Sa Su H	340	Kaeng Khoi Junction
209	Ban Takhli	Daily	1120			
233	Surin	Daily	1140			
			1205	Daily	280	Aranyaphrathet
389	Chachoengsao Junction	Daily	1210			
			1210	Daily	212	Taphan Hin
109	Chiang Mai	Daily	1245			
211	Taphan Hin	Daily	1255			
171	Sungai Kolok	Daily	1300			
279	Aranyaphrathet	Daily	1305			
207	Nakhon Sawan	Daily	1405			
			1405	Daily	202	Phitsanulok
			1410	Daily	368	Chachoengsao Junction
			1415	Daily	234	Surin
35	Butterworth, Malaysia	Daily	1445			
			1450	Daily	72	Sikhorphum
			1505	Daily	106	Sila At
37	Sungai Kolok	Daily	1510			
145	Ubon Ratchathani	Daily	1520			
277	Kabin Buri	Daily	1525			
			1525	Daily	390	Chachoengsao Junction
169	Yala	Daily	1535			
315	Lop Buri	Ex Sa Su H	1610			
301	Lop Buri	H	1630			
391	Chachoengsao Junction	Daily	1635			
355	Suphan Buri	Daily	1640			
313	Ban Phachi Junction	Ex Sa Su H	1650			
383	Chachoengsao Junction	Ex Sa Su H	1700			
83	Trang	Daily	1705			
			1710	Daily	76	Nong Khai
341	Kaeng Khoi Junction	Ex Sa Su H	1715			
343	Kaeng Khoi Junction	Sa Su H	1715	Daily	282	Kabin Buri
317	Lop Buri	Ex Sa Su H	1725			
173	Nakhon Si Thammarat	Daily	1735			
371	Prachin Buri	Daily	1740			
11	Chiang Mai	Daily	1800	Daily	112	Den Chai
1	Chiang Mai	Daily	1810			
305	Ayutthaya	Ex Sa Su H	1820			
381	Chachoengsao Junction	H	1825			
385	Chachoengsao Junction	Ex Sa Su H	1825			
			1825	Ex Sa Su H	284	Ban Plu Ta Luang
			1825	Sa Su	286	Chachoengsao Junction
167	Kantang	Daily	1830			
77	Nong Khai	Daily	1830			
			1840	Daily	136	Ubon Ratchathani
139	Ubon Ratchathani	Daily	1855			

Bangkok Hua Lamphong Station • Train Arrivals and Departures

Train	Outbound (Departing To)	Operates	Time	Operates	Train	Inbound (Arriving From)
			1900	Daily	262	Hua Hin
			1925	Sa Su H	910 / 912	Hua Hin / Nam Tok
85	Nakhon Si Thammarat	Daily	1930			
13	Chiang Mai	Daily	1935			
			1945	Daily	40	Surat Thani
105	Sila At	Daily	1950			
			1955	Daily	276	Aranyaphrathet
69	Nong Khai	Daily	2000			
107	Den Chai	Daily	2010			
			2025	Daily	12	Chiang Mai
67	Ubon Ratchathani	Daily	2030			
			2035	Daily	210	Ban Takhli
133	Nong Khai	Daily	2045			
115	Phitsanulok	Daily	2055			
			2055	H	394	Chachoengsao Junction
			2100	Daily	146	Ubon Ratchathani
			2110	Daily	102	Chiang Mai
			2130	Daily	386	Chachoengsao Junction
73	Sikhorphum	Daily	2150			
51	Chiang Mai	Daily	2200			
141	Ubon Ratchathani	Daily	2225			
39 / 41	Surat Thani / Yala	Daily	2250			
			2315	Daily	22	Ubon Ratchathani
143	Ubon Ratchathani	Daily	2340			



Hua Lamphong Station, Bangkok

Bang Sue Junction • Train Arrivals and Departures

◊ Indicates train uses Bang Sue Junction No. 2 station. All other trains use Bang Sue Junction No. 1 station. This table does not show train arrival times from Hua Lamphong Station or train departure times to Hua Lamphong Station.

Train	Outbound (Departing To)	Operates	Time	Operates	Train	Inbound (Arriving From)
			0337	Daily	4	Sila At
			0356	Daily	142	Ubon Ratchathani
			0407	Daily	74	Si Sa Ket
			0431	Daily	78	Udon Thani
303	Lop Buri	Ex Sa Su H	0436			
			0443	Daily	108	Den Chai
			0445	Daily	174	Nakhon Si Thammarat
			0510	Daily	168 ◊	Kantang
			0521	Daily	68	Ubon Ratchathani
			0533	Daily	42 / 44 ◊	Surat Thani and Yala
339	Kaeng Khoi Junction	Ex Sa Su H	0534			
			0551	Daily	70	Nong Khai
			0605	Daily	86 ◊	Nakhon Si Thammarat
21	Ubon Ratchathani	Daily	0606			
			0602	Daily	14	Chiang Mai
			0626	Daily	2	Chiang Mai
			0647	Daily	314	Ban Phachi Junction
909 / 911 ◊	Nam Tok / Hua Hin	Sa Su H	0651			
			0659	Daily	140	Ubon Ratchathani
135	Ubon Ratchathani	Daily	0712			
			0713	Ex Sa Su H	306	Ayutthaya
111	Den Chai	Daily	0723			
			0726	Daily	134	Nong Khai
			0737	Daily	356 ◊	Suphan Buri
			0747	Ex Sa Su H	316	Lop Buri
			0804	Daily	52	Chiang Mai
			0806	Ex Sa Su H	342	Kaeng Khoi Junction
			0806	H	344	Kaeng Khoi Junction
			0808	Daily	84◊	Trang
			0819	H	302	Lop Buri
43◊	Surat Thani	Daily	0827			
			0833	Daily	170 ◊	Yala
75	Udon Thani	Daily	0840	Daily	998(3) ◊	Taling Chan Junction
			0844	Ex Sa Su H	318	Lop Buri
9	Chiang Mai	Daily	0850	Daily	172 ◊	Sungai Kolok
261 ◊	Hua Hin	Daily	0940			
			0945	Daily	38◊	Sungai Kolok
			0954	Daily	208	Nakhon Sawan
201	Phitsanulok	Daily	1004			
			1005	Daily	304	Lop Buri
			1006	Daily	36◊	Butterworth, Malaysia
71	Si Sa Ket	Daily	1027			
			1040	Ex Sa Su H	340	Kaeng Khoi Junction
			1110	Daily	252 ◊	Prachaup Khiri Khan
3	Sila At	Daily	1113			
209	Ban Takhli	Daily	1143			
			1144	Daily	212	Taphan Hin
233	Surin	Daily	1205			

Bang Sue Junction • Train Arrivals and Departures

Train	Outbound (Departing To)	Operates	Time	Operates	Train	Inbound (Arriving From)
251 ◇	Prachaup Khiri Khan	Daily	1245			
109	Chiang Mai	Daily	1308			
211	Taphan Hin	Daily	1318			
171 ◇	Sungai Kolok	Daily	1333			
			1341	Daily	202	Phitsanulok
			1350	Daily	234	Surin
			1421	Daily	72	Sikhoraphum
207	Nakhon Sawan	Daily	1426			
			1438	Daily	106	Sila At
35 ◇	Butterworth, Malaysia	Daily	1509			
37 ◇	Sungai Kolok	Daily	1534			
145	Ubon Ratchathani	Daily	1544			
169 ◇	Yala	Daily	1608			
315	Lop Buri	Ex Sa Su H	1634			
			1642	Daily	112	Den Chai
301	Lop Buri	H	1653			
355 ◇	Suphan Buri	Daily	1700	Daily	998(5) ◇	Taling Chan Junction
997(5) ◇	Taling Chan Junction	Daily	1710			
313	Ban Phachi Junction	Ex Sa Su H	1714			
83 ◇	Trang	Daily	1730			
			1732	Daily	112	Den Chai
341	Kaeng Khoi Junction	Ex Sa Su H	1736			
343	Kaeng Khoi Junction	H	1736			
317	Lop Buri	Ex Sa Su H	1746			
173 ◇	Nakhon Si Thammarat	Daily	1808			
1	Chiang Mai	Daily	1834			
			1835	Daily	262 ◇	Hua Hin
305	Ayutthaya	Ex Sa Su H	1843			
77	Nong Khai	Daily	1853			
167 ◇	Kantang	Daily	1854			
139	Ubon Ratchathani	Daily	1917			
			1900	Sa Su H	910 / 912 ◇	Hua Hin / Nam Tok
			1920	Daily	40 ◇	Surat Thani
85 ◇	Nakhon Si Thammarat	Daily	1955			
			1956	Daily	12	Chiang Mai
13	Chiang Mai	Daily	1957			
105	Sila At	Daily	2008			
			2010	Daily	210	Ban Takhli
69	Nong Khai	Daily	2023			
			2025	Daily	146	Ubon Ratchathani
107	Den Chai	Daily	2034			
			2037	Daily	102	Chiang Mai
67	Ubon Ratchathani	Daily	2048			
133	Nong Khai	Daily	2106			
73	Sikhoraphum	Daily	2211			
51	Chiang Mai	Daily	2224			
141	Ubon Ratchathani	Daily	2247			
			2253	Daily	22	Ubon Ratchathani
39 / 41 ◇	Surat Thani / Yala	Daily	2313			
143	Ubon Ratchathani	Daily	2359			

Thonburi (Bangkok Noi) Station • Train Arrivals and Departures

Train	Outbound (Departing To)	Operates	Time	Operates	Train	Inbound (Arriving From)
919 (1)	Salaya	Daily	0420			
			0540	Daily	920 (1)	Salaya
919 (2)	Salaya	Daily	0545			
			0640	Daily	178	Lang Suan
			0653	Daily	920 (2)	Salaya
			0710	Daily	352	Ratchaburi
919 (3)	Salaya	Daily	0712			
255	Lang Suan	Daily	0730			
257	Nam Tok	Daily	0750			
			0855	Daily	920 (3)	Salaya
			1025	Daily	260	Nam Tok
919 (4)	Salaya	Daily	1230			
			1345	Daily	920 (4)	Salaya
259	Nam Tok	Daily	1355			
			1610	Daily	254	Lang Suan
919 (5)	Salaya	Daily	1650			
			1740	Daily	258	Nam Tok
351	Ratchaburi	Daily	1750			
			1815	Daily	920 (5)	Salaya
177	Lang Suan	Daily	1930			

The State Railway of Thailand has conflicting schedule information on their web site for the 900 series trains serving Thonburi and the schedule times above may not be accurate.

Chiang Mai • Train Arrivals and Departures

Train	Departing To	Operates	Time	Operates	Train	Arriving From
			0405	Daily	109	Bangkok
102	Bangkok	Daily	0545			
			0815	Daily	1	Bangkok
12	Bangkok	Daily	0845			
408	Nakhon Sawan	Daily	0920			
			0955	Daily	13	Bangkok
			1305	Daily	51	Bangkok
			1447	Daily	407	Nakhon Sawan
14	Bangkok	Daily	1600			
2	Bangkok	Daily	1700			
52	Bangkok	Daily	1730			
			2030	Daily	9	Bangkok



Special Tourism Trains 909 - 910
Bangkok • Nakhon Pathom • Kanchanaburi
River Kwai • Nam Tok Waterfall

Operates Saturdays Sundays and Public Holidays
 Departs Bangkok Hua Lamphong Station at 0630
 and returns at 1925 making stops at Sam Sen,
 Bang Sue Junction No. 2, Bang Bamru, Salaya
 and Nakhon Pathom. See page 78 for schedule.

Travel packages see pages 79 - 91.

Regular trains operate between Thonburi and Nam Tok.

State Railway of Thailand 24 Hour Call Center Dial 1690

Suvarnabhumi Airport Line (Airport Rail Link)

	SA Express	SA City Line
Operating Hours	0600 to 2400 daily	0600 to 2400 daily
Train livery	Red	Blue
Distance	28.6 km. (17.8 miles)	28.6 km. (17.8 miles)
Stations	Three	Eight
Intermediate Stops	None	Six
Maximum Train Speed	160 km./hour (99 miles per hour)	160 km./hour (99 miles per hour)
Transit Time	Phaya Thai - Suvarnabhumi: 17 minutes Makkasan - Suvarnabhumi: 15 minutes	24 minutes (entire distance) including station stops
Ticket Office Hours	Makkasan 0550 to 2400 daily Suvarnabhumi Airport 0550 to 2400 daily	Makkasan 0550 to 2400 daily Suvarnabhumi Airport 0550 to 2400 daily
Ticket Vending Machines	All stations available 0550 to 2400 daily	All stations available 0550 to 2400 daily
Regular Single Ride Tokens / Tickets	150 Baht Expires at end of issuance date	15 Baht to 45 Baht depending on distance traveled. Expires at end of issuance date
Stored Value Tickets • Adult Smart Pass • Student Smart Pass • Senior Smart Pass	Minimum value 50 Baht Maximum value 1000 Baht Expires five years from issuance date Value may be added at Ticket Offices or Ticket Vending Machines	Minimum value 50 Baht Maximum value 1000 Baht Expires five years from issuance date Value may be added at Ticket Offices or Ticket Vending Machines

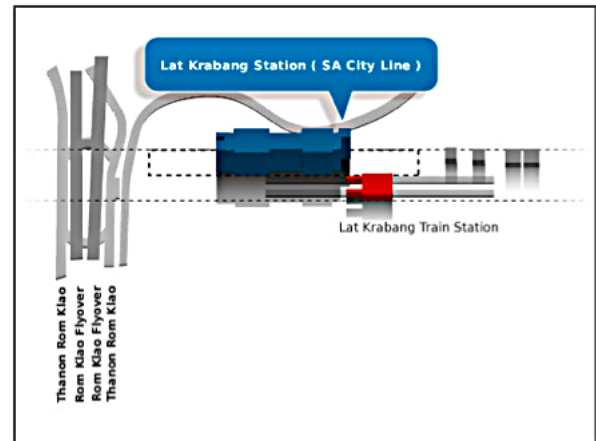
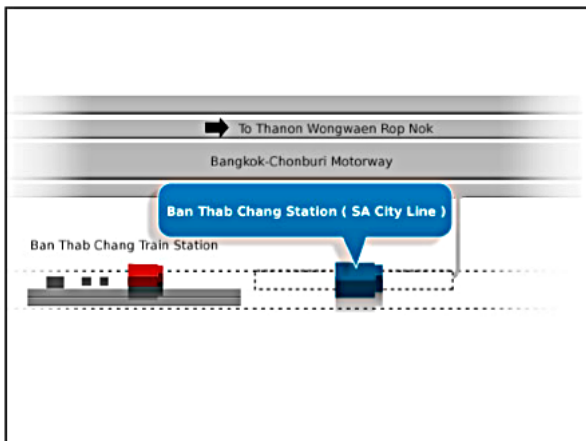
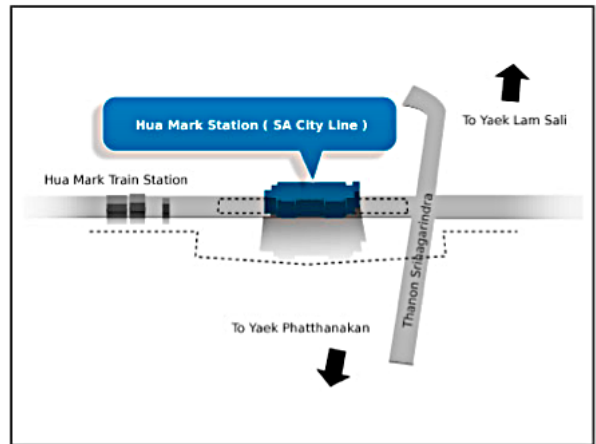
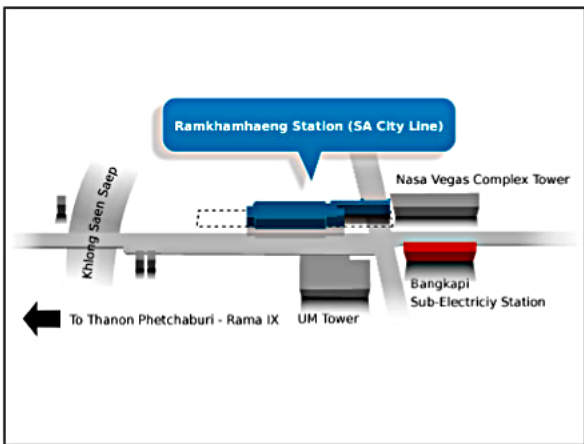
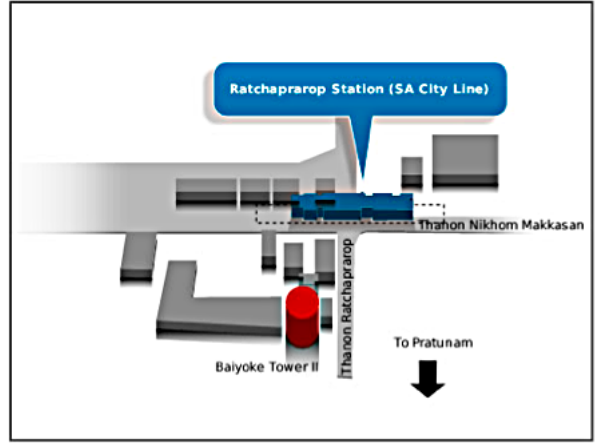
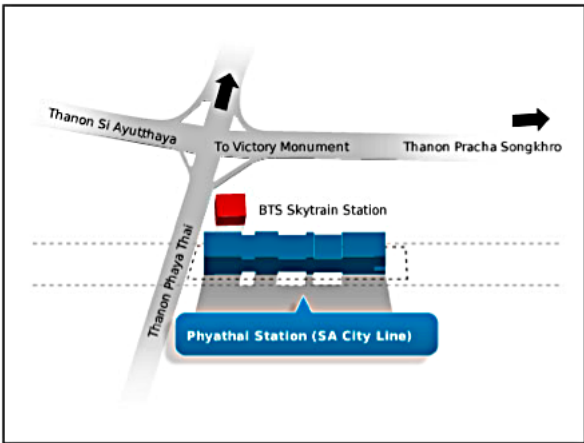
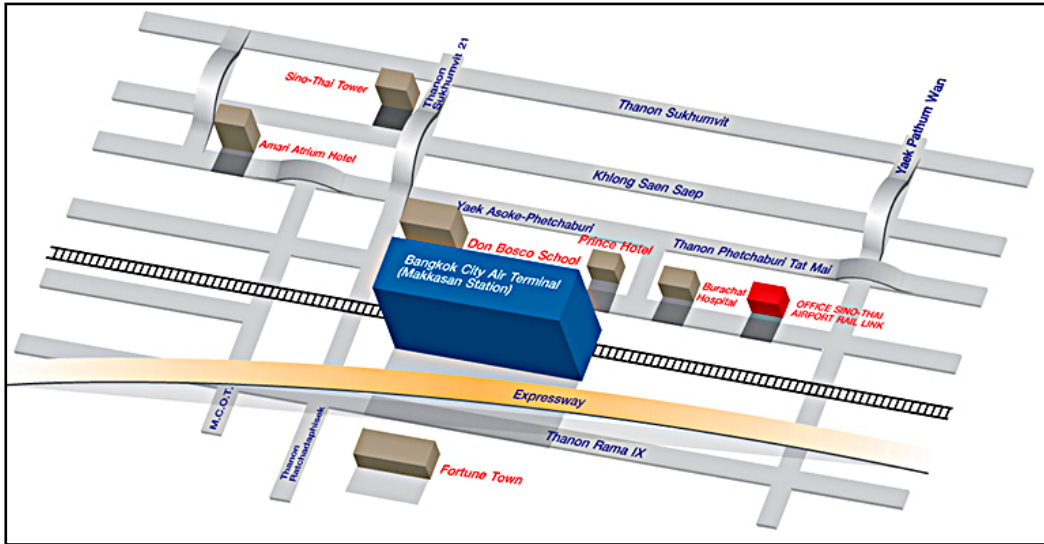
The SA Express trains operate non-stop between Phaya Thai and Suvarnabhumi and non-stop between Makkasan and Suvarnabhumi. The SA City trains operate between Phaya Thai and Suvarnabhumi making six intermediate stops. There are five additional SA City trains which operate from Hua Mak to Phaya Thai on weekdays. Limited operations began in April 2010, with full schedule commencing on 23 August 2010.

Station	Km.	Miles	SA Express	SA City	Transit Connections
Phaya Thai	0.0	0.0	◆	◆	BMTA Bus Routes 39 510 515 BTS Sky Train
Ratchaprarop	0.8	0.5		◆	BMTA Bus Routes 79 96
Makkasan City Air Terminal	2.9	1.8	◆	◆	BMTA Bus Routes 76 127 556 Shuttle Van (0800 - 1900). Call 0-2308-5060 Ext. 2906 or 2907. MRT Subway Petchchaburi Station (no direct connection)
Ramkhamhaeng	7.2	4.5		◆	BMTA Bus Routes 42 71 94
Hua Mak	12.2	7.8		◆	BMTA Bus Route 145 State Railway of Thailand Eastern Line
Ban Thap Chang	17.2	10.7		◆	State Railway of Thailand Eastern Line
Lat Krabang	23.4	14.6		◆	BMTA Bus Route 26 State Railway of Thailand Eastern Line
Suvarnabhumi Airport	28.4	17.8	◆	◆	Airlines

Makkasan City Air Terminal

Makkasan City Air Terminal is the Airport Rail Link station and features a parking garage with capacity of 300 cars and 100 motorcycles. Thai Airways International passengers for all destinations except the United States may check baggage at Makkasan City Air Terminal from 0700 until 2100 daily 3 to 12 hours prior to flight departure. Persons checking baggage must purchase SA Express ticket to the airport. Baggage will be transported on the train in a secure baggage car and delivered to Thai Airways International at the airport. Bangkok Airways has discontinued baggage check in at Makkasan City Air Terminal. There is van and bus access to the terminal however the lack of elevators makes handling large pieces of luggage inconvenient. There is no direct link between the MRT Subway and Makkasan Station, although a Skyway connection is planned.

Organization	Internet	Telephone
State Railway of Thailand Airport Line	http://airportrailink.railway.co.th/en/	Call Center Hot Line 1690
State Railway of Thailand	http://www.railway.co.th	Call Center Hot Line 1690
BMTA Bus	http://www.bmta.co.th	Hot Line 184
BTS Sky Train	http://www.bts.co.th	0-2617-6000
MRT Subway	http://www.bangkokmetro.co.th	0-2624-5200
Suvarnabhumi Airport	http://www.suvarnabhumiairport.com/	Hot Line 1722



Airport Rail Link

Service	Route	Monday through Friday Departures (Inbound Trains)	Time	Stops
SA Express	Suvarnabhumi - Phaya Thai	0600 0630 0700 0730 0800 0830 0900 0930 1000 1030 1100 1130 1200 1230 1300 1330 1400 1430 1500 1530 1600 1630 1700 1730 1800 1830 1900 1930 2000 2030 2100 2130 2200 2230 2300 2330 0000	17 min.	0
SA Express	Suvarnabhumi - Makkasan	0623 0703 0743 0823 0905 0943 1023 1103 1143 1223 1303 1343 1423 1503 1543 1623 1703 1740 1821 1903 1940 2021 2103 2143 2223 2303 2343	15 min.	0
SA City	Suvarnabhumi - Phaya Thai	0609 0619 0633 0645 0709 0721 0733 0745 0757 0809 0819 0833 0845 0857 0909 0921 0933 0952 1012 1032 1052 1112 1132 1152 1212 1232 1252 1312 1332 1352 1412 1432 1452 1512 1532 1552 1612 1634 1654 1705 1718 1730 1742 1754 1806 1818 1830 1842 1854 1906 1918 1931 1942 1954 2008 2018 2034 2052 2114 2132 2152 2212 2232 2252 2312 2332 2352 0012	24 min.	6
SA City	Hua Mak - Phaya Thai	0652 0718 0748 0819 0850	13 min.	3

Service	Route	Monday through Friday Departures (Outbound Trains)	Time	Stops
SA Express	Phaya Thai - Suvarnabhumi	0600 0630 0700 0730 0800 0830 0900 0930 1000 1030 1100 1130 1200 1230 1300 1330 1400 1430 1500 1530 1600 1630 1700 1730 1800 1830 1900 1930 2000 2030 2100 2130 2200 2230 2300 2330 0000	17 min.	0
SA Express	Makkasan - Suvarnabhumi	0602 0645 0726 0805 0841 0924 1003 1043 1123 1202 1243 1323 1403 1443 1523 1603 1641 1723 1801 1842 1923 1959 2042 2122 2201 2242 2322 0001	15 min.	0
SA City	Phaya Thai - Suvarnabhumi	0602 0614 0626 0638 0650 0702 0714 0726 0738 0750 0802 0814 0826 0838 0802 0814 0826 0838 0850 0902 0922 0942 1002 1022 1042 1102 1122 1142 1202 1222 1242 1302 1322 1342 1402 1422 1502 1522 1542 1602 1622 1642 1658 1711 1723 1735 1747 1759 1811 1823 1835 1847 1900 1911 1923 1935 1947 2001 2021 2041 2102 2122 2142 2202 2222 2242 2302 2322 2342 0002	24 min.	6

Service	Route	Saturday and Sunday Departures (Inbound Trains)	Time	Stops
SA Express	Suvarnabhumi - Phaya Thai	0600 0630 0700 0730 0800 0830 0900 0930 1000 1030 1100 1130 1200 1230 1300 1330 1400 1430 1500 1530 1600 1630 1700 1730 1800 1830 1900 1930 2000 2030 2100 2130 2200 2230 2300 2330 0000	17 min.	0
SA Express	Suvarnabhumi - Makkasan	0635 0715 0755 0835 0915 0955 1035 1115 1155 1235 1315 1355 1435 1515 1555 1635 1715 1755 1835 1915 1955 2035 2115 2155 2235 2315 2355	15 min.	0
SA City	Suvarnabhumi - Phaya Thai	0611 0631 0651 0711 0731 0751 0811 0831 0851 0911 0931 0951 1011 1031 1051 1111 1131 1151 1211 1231 1251 1311 1331 1351 1411 1431 1451 1511 1531 1551 1611 1631 1651 1711 1731 1751 1811 1831 1851 1911 1931 1951 2011 2031 2051 2111 2131 2151 2211 2231 2251 2311 2331 2351	24 min.	6

Service	Route	Saturday and Sunday Departures (Outbound Trains)	Time	Stops
SA Express	Phaya Thai - Suvarnabhumi	0600 0630 0700 0730 0800 0830 0900 0930 1000 1030 1100 1130 1200 1230 1300 1330 1400 1430 1500 1530 1600 1630 1700 1730 1800 1830 1900 1930 2000 2030 2100 2130 2200 2230 2300 2330 0000	17 min.	0
SA Express	Makkasan - Suvarnabhumi	0618 0658 0738 0818 0858 0938 1018 1058 1138 1218 1258 1338 1418 1458 1538 1618 1658 1738 1818 1858 1938 2018 2058 2138 2218 2258 2338	15 min.	0
SA City	Phaya Thai - Suvarnabhumi	0601 0621 0641 0701 0721 0741 0801 0821 0841 0901 0921 0941 1001 1021 1041 1101 1121 1141 1201 1221 1241 1301 1321 1341 1401 1421 1441 1501 1521 1541 1601 1621 1641 1701 1721 1741 1801 1821 1841 1901 1921 1941 2001 2021 2041 2011 2121 2141 2201 2221 2241 2301 2321 2341 0001	24 min.	6



Airport Rail Link

**160 km./hr. electric trains linking
Bangkok and Suvarnabhumi Airport**

<http://airportraillink.railway.co.th/en/>

24 Hour Call Center Dial 1690

Red Line Commuter Service

Train Number	997(1)	997(2)	997(3)	997(4)	997(5)	997(6)
Type of Train	Com DRC	Com DRC	Com DRC	Com DRC	Com DRC	Com DRC
Class	3	3	3	3	3	3
Services	--	--	--	--	--	--
Days of Operation	Daily	Daily	Daily	Daily	Daily	Daily
Bang Son	0640	0750	0850	1610	1710	1810
Bang Bamru	0651	0801	0901	1621	1721	1821
Taling Chan Junction	0700	0810	0910	1630	1730	1830

Train Number	998(1)	998(2)	998(3)	998(4)	998(5)	998(6)
Type of Train	Com DRC	Com DRC	Com DRC	Com DRC	Com DRC	Com DRC
Class	3	3	3	3	3	3
Services	--	--	--	--	--	--
Days of Operation	Daily	Daily	Daily	Daily	Daily	Daily
Taling Chan Junction	0610	0720	0820	1540	1640	1740
Bang Bamru	0620	0730	0830	1550	1650	1750
Bang Son	0630	0740	0840	1600	1700	1800

Temporary schedule in effect 05 December 2012.

Additional station stops and increased train frequency to commence in near future.

During the temporary schedule passengers ride trains for free.

Connection between Bang Sue Junction and Bang Son via BMTA Bus.



Red Line test train, August 2012. SRT Southern Line is below to the left.



Special Express Train No. 14 using JR West equipment at Lamphun.

State Railway of Thailand Sleeping Car Services

Trains	Operates	ANF	ANS	BNS
1 - 2	Bangkok - Lop Buri - Nakhon Sawan - Sila At - Den Chai - Nakhon Lampang - Chiang Mai	●	●	
13 -14	Bangkok - Lop Buri - Nakhon Sawan - Sila At - Den Chai - Nakhon Lampang - Chiang Mai	●	●	
35 - 36	Bangkok - Hua Hin - Chumphon - Surat Thani - Hat Yai Junction - Butterworth, Malaysia	●	●	
37 - 38	Bangkok - Hua Hin - Chumphon - Surat Thani - Hat Yai Junction - Yala - Sungai Kolok	●	●	
51 - 52	Bangkok - Lop Buri - Nakhon Sawan - Sila At - Den Chai - Nakhon Lampang - Chiang Mai		●	●
67 - 68	Bangkok - Pak Chong - Nakhon Ratchasima - Surin - Si Sa Ket - Ubon Ratchathani	●	●	
69 - 70	Bangkok - Pak Chong - Nakhon Ratchasima - Khon Kaen - Udon Thani - Nong Khai	●	●	
83 - 84	Bangkok - Hua Hin - Chumphon - Surat Thani - Thung Song Junction - Trang	●	●	
85 - 86	Bangkok - Hua Hin - Chumphon - Surat Thani - Nakhon Si Thammarat	●	●	●
107 - 108	Bangkok - Lop Buri - Nakhon Sawan - Phitsanulok - Uttaradit - Sila At - Den Chai		●	●
109	Bangkok - Lop Buri - Nakhon Sawan - Sila At - Den Chai - Nakhon Lampang - Chiang Mai			●
133 - 134	Bangkok - Pak Chong - Nakhon Ratchasima - Khon Kaen - Udon Thani - Nong Khai		●	
139 - 140	Bangkok - Pak Chong - Nakhon Ratchasima - Surin - Si Sa Ket - Ubon Ratchathani			●
167 - 168	Bangkok - Hua Hin - Chumphon - Surat Thani - Thung Song Junction - Trang - Kantang		●	●
169 - 170	Bangkok - Hua Hin - Chumphon - Surat Thani - Hat Yai Junction - Yala		●	●
171 - 172	Bangkok - Hua Hin - Chumphon - Surat Thani - Hat Yai Junction - Yala - Sungai Kolok		●	●
173 - 174	Bangkok - Hua Hin - Chumphon - Surat Thani - Nakhon Si Thammarat		●	●

First Class cars on Trains 35 and 36 operate between Bangkok and Hat Yai Junction.

ANF = First Class Day and Night Coach (air conditioned)

ANS = Second Class Day and Night Coach (air conditioned)

BNS = Second Class Day and Night Coach (fan cooled)

JR-West Sleeping Car Assignments:

ANF • Trains 13, 14

ANS • Trains 13, 14, 67, 68.

Train Equipment • Northern and Northeastern Lines

Trains	Between	ANF	ANS	BNS	ASC	BSC	BST	ATC	BTC	ARC	BRC	APN	BPD
1 • 2	Bangkok - Chiang Mai	●	●	-	-	-	-	-	-	●	-	-	-
3 • 4	Bangkok - Sila At	-	-	-	-	-	-	-	-	-	-	●	-
9 • 10	Bangkok - Chiang Mai	-	-	-	-	-	-	-	-	-	-	●	-
13 - 14	Bangkok - Chiang Mai	●	●	-	-	-	-	-	-	-	●	-	-
21 - 22	Bangkok - Ubon Ratchathani	-	-	-	-	-	-	-	-	-	-	●	-
51 • 52	Bangkok - Chiang Mai	-	●	●	●	●	-	-	●	-	●	-	-
67 - 68	Bangkok - Ubon Ratchathani	●	●	-	-	●	-	-	-	-	●	-	-
69 - 70	Bangkok - Nong Khai	●	●	-	-	-	-	-	-	-	●	-	-
71 - 72	Bangkok - Si Sa Ket	-	-	-	-	-	-	-	-	-	-	●	●
73 - 74	Bangkok - Sikhorphum	-	-	-	-	-	-	-	-	-	-	●	●
75 - 76	Bangkok - Udon Thani	-	-	-	-	-	-	-	-	-	-	●	●
77 - 78	Bangkok - Nong Khai	-	-	-	-	-	-	-	-	-	-	●	●
102	Chiang Mai - Bangkok	-	-	-	-	●	-	-	●	-	●	-	-
105 • 106	Bangkok - Sila At	-	-	-	-	-	-	-	-	-	-	●	●
107 - 108	Bangkok Den Chai	-	●	●	-	-	●	-	●	-	●	-	-
109	Bangkok - Chiang Mai	-	-	●	-	●	-	-	●	-	●	-	-
111 - 112	Bangkok - Den Chai	-	-	-	-	-	●	-	●	-	●	-	-
133 - 134	Bangkok - Nong Khai	-	●	-	-	-	-	-	●	-	●	-	-
135	Bangkok - Ubon Ratchathani	-	-	-	-	●	-	-	●	-	●	-	-
136	Ubon Ratchathani - Bangkok	-	-	-	-	●	●	-	●	-	●	-	-
139	Bangkok - Ubon Ratchathani	-	-	●	-	●	●	-	●	-	●	-	-
140	Ubon Ratchathani - Bangkok	-	-	●	-	●	-	-	●	-	●	-	-
141 - 142	Bangkok - Ubon Ratchathani	-	-	-	-	-	●	-	●	-	●	-	-
145 - 146	Bangkok - Ubon Ratchathani	-	-	-	-	●	●	-	●	-	●	-	-
200 series	[except as shown below]	-	-	-	-	-	-	-	●	-	-	-	-
201 - 202	Bangkok - Phitsanulok	-	-	-	-	-	●	-	●	-	-	-	-
211 - 212	Bangkok - Taphan Hin	-	-	-	-	-	●	-	●	-	-	-	-
300 series	[see note]	-	-	-	-	-	-	-	-	-	-	-	-
400 series		-	-	-	-	-	-	-	-	-	-	-	●
913 - 914	Nong Khai - Tha Na Laeng	-	-	-	-	-	-	-	-	-	-	-	●
917 - 918	Nong Khai - Tha Na Laeng	-	-	-	-	-	-	-	-	-	-	-	●

JR West sleeping cars:

Trains 13 - 14 (first and second class)

Trains 67 - 68 (second class)

ANF Air Conditioned Sleeper / Day Coach (1st Class)

ANS Air Conditioned Sleeper / Day Coach (2nd Class)

BNS Fan Cooled Sleeper / Day Coach (2nd Class)

ASC Air Conditioned Coach (2nd Class)

BSC Fan Cooled Coach (2nd Class)

BTC Fan Cooled Coach (2nd and 3rd Class)

ATC Air Conditioned Coach (3rd Class)

BSC Fan Cooled Coach (3rd Class)

ARC Air Conditioned Restaurant Car

BRC Fan Cooled Restaurant Car

APN Air Conditioned Diesel Rail Car

BPD Fan Cooled Diesel Rail Car

This table shows equipment normally assigned to trains.

ANF, ANS, and BNS car types are also referred to as sleeping cars.

There are several designators for Diesel Rail Cars. For simplicity APN refers to any air conditioned equipment, BPD for any fan cooled equipment.

300 series (commuter) trains operate with third class fan cooled coaches or third class fan cooled Diesel Rail Cars.

The following trains have light meal, refreshment and beverage service:

21, 22, 71, 72, 73, 74, 75, 76, 77, 78, 105, 106.

NORTHERN LINE



Chiang Mai station.

Km.	Location (Population)	Notes
0.0	Bangkok (6,942,751)	Hua Lamphong Station.
2.2	Yommaraj	Eastern Line diverges to the east.
7.5	Bang Sue Junction	Junction with the Southern Line. There are two stations, No. 1 serving the Northern Line and No. 2 the Southern Line. SRT has a major freight yard and locomotive shop here.
58.0	Bang Pa-In (20,171)	Bang Pa-In Palace.
71.1	Ayutthaya (90,546)	Former capital of Siam (1330 - 1767).
90.0	Ban Phachi Junction	Junction between the Northern and Northeastern Lines.
132.8	Lop Buri (62,812)	One of Thailand's oldest cities. Known for monkeys (Macques) inhabiting the city.
245.8	Nakhon Sawan (83,792)	The Nan and Ping Rivers join to form the Chao Phraya River which flows south to the Gulf of Thailand. The railway station is located outside of the city.
319.0	Taphan Hin (70,573)	Railway station also serves Phetchabun.
346.8	Phichit (23,791)	Known as "the land of crocodiles" (there are several crocodile farms nearby).
389.3	Phitsanulok (87,477)	Vibrant and friendly city, much of which was rebuilt after massive fire in 1957.
458.3	Ban Dara Junction	28.9 km. branch line to Sawankhalok diverges to the east.
485.2	Uttaradit (68,331)	Formerly important trade center on Nan River. Name translates "Northern Landing".
487.3	Sila At	Northern Operations Headquarters for the State Railway of Thailand.
513.7	Pang Tup Khop Tunnel	120 meter tunnel.
516.4	Khao Phlueng Tunnel	362 meter tunnel.
533.9	Den Chai (12,506)	Railway station serves Phrae (20 km. from Den Chai).
574.1	Huai Mae Lan Tunnel	130 meter tunnel.
642.3	Nakhon Lampang (148,199)	Thai Elephant Conservation Center (33 km from the city).
681.6	Khun Tan Tunnel	1362 meters, longest railway tunnel in Thailand.
683.1	Khun Tan (33,494)	Highest railway station in Thailand (573 meters). Doi Khun Tan National Park.
729.2	Lamphun (56,800)	Suburb of Chiang Mai.
751.4	Chiang Mai (168,135)	The largest and most culturally significant city in northern Thailand.

Northern Line • Northward (Outbound) Trains

Train Number			403	407	401	409	111	9	201	3	209	211
Type of Train			Local DRC	Local DRC	Local DRC	Local DRC	Rapid	Sp Exp DRC	Mixed	Sp Exp DRC	Ordinary	Ordinary
Class			3	3	3	3	2 • 3	2	2 • 3	2	3	2 • 3
Services			--	--	--	--	✂	☼ ☕	--	☼ ☕	--	--
Days of Operation			Daily	Daily	Daily	Daily	Daily	Daily	Daily	Daily	Daily	Daily
	Km.	Mi.										
Bangkok (Hua Lamphong)	0	0					0700	0830	0925	1050	1120	1255
Sam Sen	4	2					0714	0842	0939	1103	1134	1309
Bang Sue Junction	8	5					0723	0850	1004	1113	1143	1318
Bang Khen	13	8					0735	0900	1015	1125	1155	1331
Lak Si	18	11					0743	0906	1023	1132	1205	1338
Don Muang	22	14					0752	0914	1031	1140	1212	1345
Rangsit	30	18					0801	0921	1042	1149	1222	1354
Bang Pa-in	58	36					0823	-----	1111	-----	1251	1417
Ayutthaya	71	44				0600	0837	0943	1126	1215	1305	1429
Ban Phachi Junction	90	56				0626	0859	-----	1149	-----	1330	1451
Lop Buri	133	82			0600	<u>0715</u>	0944	1029	1237	1300	1421	1539
Ban Takhli	193	120			0710		1040	-----	1403	-----	<u>1535</u>	1650
Nakhon Sawan	246	152		0500	0807		1127	1138	1503	1407		1751
Chumsaeng	280	174		0536	0847		1221	-----	1544	1430		1834
Ban Mun Nak	297	184		0558	0901		1237	-----	1602	1442		1850
Taphan Hin	319	198		0624	0923		1257	1222	1635	1458		<u>1915</u>
Phichit	347	215		0650	0957		1325	1241	1707	1528		
Phitsanulok	389	241	0555	0730	<u>1050</u>		1418	1319	<u>1750</u>	1605		
Nong Tom	423	263	0627	0801			1443	-----		1631		
Phichai	448	276	0650	0829			1508	-----		1649		
Ban Dara Junction	458	284	0701	0841			1521	-----		1702		
Sawankhalok (see note)	487	302	↓	↓			↓	↓		1755		
Tha Sak	462	286	0705	0845			1528	-----		1847		
Tron	470	292	0713	0857			1538	-----		1854		
Uttaradit	485	301	0736	0912			1600	1445		1910		
Sila At	488	302	<u>0740</u>	0923			1608	1452		<u>1915</u>		
Den Chai	524	331		1018			<u>1720</u>	1553				
Ban Pin	564	350		1055				1632				
Mae Mo	609	378		1208				-----				
Nakhon Lampang	642	398		1241				1811				
Khun Tan	683	424		1335				-----				
Lamphun	729	452		1422				2005				
Chiang Mai	751	466		<u>1447</u>				<u>2030</u>				

Note: Sawankhalok is located on a branch line and is served by Train No. 3 Daily.

Lv Ban Dara Jct.1702 Ar Sawankhalok 1740 Lv Sawankhalok 1755. No. 3 continues to Sila At then returns to Bangkok as Train No. 4.

For complete schedule between Bangkok and Lop Buri see pages 41 through 44.

Com Commuter Train Ex Except
DRC Diesel Rail Car Sa Saturdays
Exp Express Su Sundays
SP Special H Holidays



Express Train
Rapid Train
Ordinary
Commuter Train
Local Train
Mixed Train

✂ Full meal service

☕ Refreshments / Light Meals

☼ Sleeping car service

☼ Train has one or more air conditioned cars assigned.

---- Train does not stop at this station.

Train 201 carries freight (cargo) between Bang Sue Junction and Phitsanulok.

This timetable shows train service at principal stations only. For complete timetables listing all stations refer to State Railway of Thailand internet site. Times shown are departure times except those underlined are arrival times.

Northern Line • Northward (Outbound) Trains

Train Number			109	207	1	13	105	107	51
Type of Train			Rapid	Ordinary	Special Express	Special Express	Rapid DRC	Rapid	Express
Class			2 • 3	3	1 • 2	1 • 2	2 • 3	2 • 3	2 • 3
Services				✕-☞	☞ ✕ ☞	☞ ✕ ☞	☞ ☞	☞ ✕ ☞	☞ ✕ ☞
Days of Operation			Daily	Daily	Daily	Daily	Daily	Daily	Daily
	Km.	Mi.							
Bangkok (Hua Lamphong)	0	0	1245	1405	1810	1935	1950	2010	2200
Sam Sen	4	2	1300	1419	1825	1950	2001	2025	2215
Bang Sue Junction	8	5	1308	1426	1834	1957	2008	2034	2224
Bang Khen	13	8	1320	1439	1844	2008	2018	2046	2235
Lak Si	18	11	1327	1449	1850	2015	2025	2054	2241
Don Muang	22	14	1334	1456	1857	2023	2033	2101	2249
Rangsit	30	18	1342	1507	1907	2031	2040	2109	2258
Bang Pa-in	58	36	-----	1537	-----	-----	2100	-----	-----
Ayutthaya	71	44	1418	1552	1945	2101	2114	2142	2330
Ban Phachi Junction	90	56	1438	1628	-----	-----	2131	-----	-----
Lop Buri	133	82	1519	1721	2041	2155	2207	2236	0027
Ban Takhli	193	120	1614	1829	-----	-----	2304	-----	-----
Nakhon Sawan	246	152	1713	<u>1915</u>	2213	2335	2350	0003	0212
Chumsaeng	280	174	1741	-----	-----	-----	0025	0038	-----
Ban Mun Nak	297	184	1757	-----	-----	-----	0043	0054	-----
Taphan Hin	319	198	1816	-----	-----	-----	0124	0136	0328
Phichit	347	215	1840	-----	-----	0110	0148	0200	0356
Phitsanulok	389	241	1921	-----	0011	0150	0228	0249	0441
Nong Tom	423	263	1959	-----	-----	-----	0258	0333	0516
Phichai	448	276	2021	-----	-----	-----	0331	0404	0541
Ban Dara Junction	458	284	2035	-----	-----	-----	0343	-----	-----
Tha Sak	462	286	2042	-----	-----	-----	0349	0421	-----
Tron	470	292	2052	-----	-----	-----	0359	-----	-----
Uttaradit	485	301	2113	-----	-----	0313	0415	0450	0620
Sila At	488	302	2127	-----	0157	0327	<u>0420</u>	0507	0641
Den Chai	524	331	2302	-----	0303	0433	-----	<u>0615</u>	0746
Ban Pin	564	350	2339	-----	-----	0511	-----	-----	0823
Mae Mo	609	378	0142	-----	-----	-----	-----	-----	0937
Nakhon Lampang	642	398	0047	-----	0529	0707	-----	-----	1037
Khun Tan	683	424	0246	-----	0640	0821	-----	-----	1144
Lamphun	729	452	0338	-----	0740	0924	-----	-----	1237
Chiang Mai	751	466	<u>0405</u>	-----	<u>0815</u>	<u>0955</u>	-----	-----	<u>1305</u>

For complete schedule between Bangkok and Lop Buri see pages 41 through 44.

Com Commuter Train Ex Except
DRC Diesel Rail Car Sa Saturdays
Exp Express Su Sundays
SP Special H Holidays



Express Train
Rapid Train
Ordinary Train
Commuter Train
Local Train
Mixed Train

✕ Full meal service
☞ Refreshments / Light Meals
☞ Sleeping car service

★ Train has one or more air conditioned cars assigned.

---- Train does not stop at this station.

This timetable shows train service at principal stations only. For complete timetables listing all stations refer to State Railway of Thailand internet site. Times shown are departure times except those underlined are arrival times.

Northern Line • Southward (Inbound) Trains

Train Number			208	212	202	106	112	210	102	12	402	408
Type of Train			Ordinary	Ordinary	Mixed	Rapid DRC	Rapid	Ordinary	Rapid	Sp Exp DRC	Local DRC	Local DRC
Class			3	2 • 3	2 • 3	2 • 3	2 • 3	3	2 • 3	2	3	3
Services			--	--	--	☼ ☕	✂	--	✂	☼ ☕	--	--
Days of Operation			Daily	Daily	Daily	Daily	Daily	Daily	Daily	Daily	Daily	Daily
	Km.	Mi.										
Chiang Mai	0	0							0645	0845		0920
Lamphun	22	14							0714	0913		0952
Khun Tan	68	42							0809	-----		1039
Nakhon Lampang	109	68							0915	1054		1132
Mae Mo	142	88								-----		1206
Ban Pin	187	116							1054	1230		1301
Den Chai	217	135					0720		1128	1253		1338
Sila At	263	164				0730	0832		1232	1346		1453
Uttaradit	266	165				0735	0840		1239	1353		1459
Tron	281	175				0747	0855		-----	-----		1518
Tha Sak	289	180				0755	0904		1258	-----		1533
Ban Dara Junction	293	182				0800	0910		1303	-----		1537
Phichai	303	188				0810	0923		1315	-----		1548
Nong Tom	319	198				0829	0945		1346	-----		1611
Phitsanulok	362	225			0605	0859	1018		1415	1508	1345	1652
Phichit	404	251			0652	0930	1056		1450	1543	1430	1740
Taphan Hin	432	269		0530	0722	0955	1133		1511	1603	1500	1811
Ban Mun Nak	454	282		0555	0744	1012	1152		1528	-----	1520	1830
Chumsaeng	471	293		0614	0802	1025	1219		1543	-----	1553	1905
Nakhon Sawan	505	314	0500	0701	0839	1052	1252		1611	1652	1626	<u>1945</u>
Ban Takhli	558	347	0558	0803	0934	1139	1348	1600	1649	-----	1715	
Lop Buri	618	334	0705	0919	1104	1227	1448	1727	1747	1805	<u>1835</u>	
Ban Phachi Junction	661	411	0803	1008	1153	1308	1535	1820	1848	-----		
Ayutthaya	679	422	0827	1028	1218	1328	1605	1847	1914	1853		
Bang Pa-in	692	430	0842	1040	1232	1340	1620	1901	-----	-----		
Rangsit	722	449	0914	1110	1303	1403	1652	1935	1958	1920		
Don Muang	729	453	0924	1119	1314	1413	1703	1944	2009	1927		
Lak Si	733	455	0932	1126	1320	1420	1711	1951	2017	1936		
Bang Khen	738	459	0942	1132	1328	1427	1720	1959	2025	1945		
Bang Sue Junction	743	463	<u>0954</u>	<u>1144</u>	<u>1341</u>	<u>1438</u>	<u>1732</u>	<u>2010</u>	<u>2037</u>	<u>1956</u>		
Sam Sen	747	464	<u>1004</u>	<u>1153</u>	<u>1350</u>	<u>1447</u>	<u>1742</u>	<u>2020</u>	<u>2047</u>	<u>2006</u>		
Bangkok (Hua Lamphong)	751	467	<u>1020</u>	<u>1220</u>	<u>1405</u>	<u>1505</u>	<u>1800</u>	<u>2035</u>	<u>2110</u>	<u>2025</u>		

For complete schedule between Lop Buri and Bangkok see pages 45 through 48.

Com	Commuter Train	Ex	Except
DRC	Diesel Rail Car	Sa	Saturdays
Exp	Express	Su	Sundays
SP	Special	H	Holidays
✂	Full meal service		
☕	Refreshments / Light Meals		
☼	Sleeping car service		
☼	Train has one or more air conditioned cars assigned.		
----	Train does not stop at this station.		



	Express Train
	Rapid Train
	Ordinary Train
	Commuter Train
	Local Train
	Mixed Train

Train 202 carries freight (cargo) between Phitsanulok and Bang Sue Jct.

This timetable shows train service at principal stations only. For complete timetables listing all stations refer to State Railway of Thailand internet site. Times shown are departure times except those underlined are arrival times.

Northern Line • Southward (Inbound) Trains

Train Number			410	4	108	14	2	52
Type of Train			Local DRC	Sp Exp DRC	Rapid	Special Express	Special Express	Express
Class			3	2	2 • 3	1 • 2	1 • 2	2 • 3
Services			--	☼ ☕	☼ ✕ ☪	☼ ✕ ☪	☼ ✕ ☪	☼ ✕ ☪
Days of Operation			Daily	Daily	Daily	Daily	Daily	Daily
	Km.	Mi.						
Chiang Mai	0	0				1600	1700	1730
Lamphun	22	14				1624	1723	1753
Khun Tan	68	42				1724	1824	1854
Nakhon Lampang	109	68				1830	1919	2000
Mae Mo	142	88				-----	-----	2048
Ban Pin	187	116				2013	-----	2152
Den Chai	217	135			1905	2055	2134	2228
Sila At	263	164	1630	1950	2010	2156	2234	2339
Uttaradit	266	165	1634	2000	2017	2204	-----	2346
Tron	281	175	1649	2012	2031	-----	-----	-----
Tha Sak	289	180	1656	-----	2039	-----	-----	-----
Ban Dara Junction	293	182	1703	2024	2045	-----	-----	-----
Phichai	303	188	1715	2034	2056	-----	-----	0023
Nong Tom	319	198	1737	2054	2120	-----	-----	-----
Phitsanulok	362	225	<u>1810</u>	2140	2206	2339	0009	0131
Phichit	404	251		2209	2254	0024	-----	0219
Taphan Hin	432	269		2238	2328	-----	-----	0247
Ban Mun Nak	454	282		2300	2345	-----	-----	-----
Chumsaeng	471	293		2315	2358	-----	-----	-----
Nakhon Sawan	505	314		0004	0033	0200	0212	0356
Ban Takhli	558	347		-----	0129	-----	-----	-----
Lop Buri	618	334		0137	0216	0341	0354	0540
Ban Phachi Junction	661	411		-----	-----	-----	-----	-----
Ayutthaya	679	422		0233	0314	0445	0459	0645
Bang Pa-in	692	430		-----	-----	-----	-----	-----
Rangsit	722	449		0306	0359	0524	0546	0727
Don Muang	729	453		0314	0412	0534	0558	0736
Lak Si	733	455		0321	0421	0543	0606	0744
Bang Khen	738	459		0328	0431	0552	0616	0752
Bang Sue Junction	743	463		<u>0337</u>	<u>0443</u>	<u>0602</u>	<u>0626</u>	<u>0804</u>
Sam Sen	747	464		<u>0346</u>	<u>0453</u>	<u>0612</u>	<u>0636</u>	<u>0813</u>
Bangkok (Hua Lamphong)	751	467		<u>0400</u>	<u>0510</u>	<u>0630</u>	<u>0650</u>	<u>0830</u>

For complete schedule between Lop Buri and Bangkok see pages 45 through 48.

Com Commuter Train Ex Except
DRC Diesel Rail Car Sa Saturdays
Exp Express Su Sundays
SP Special H Holidays

☼ Full meal service

☕ Refreshments / Light Meals

☪ Sleeping car service

☼ Train has one or more air conditioned cars assigned.

---- Train does not stop at this station.



Express Train
Rapid Train
Ordinary Train
Commuter Train
Local Train
Mixed Train

This timetable shows train service at principal stations only. For complete timetables listing all stations refer to State Railway of Thailand internet site. Times shown are departure times except those underlined are arrival times.

Northern Bus Connections

109	1	13	51	SRT Train Number	14	2	52
Rapid	Special Express	Special Express	Express	Type	Special Express	Special Express	Express
2 - 3	1 - 2	1 - 2	2 - 3	Class	1 - 2	1 - 2	2 - 3
✕ ♻	♻ ✕ ♻	♻ ✕ ♻	♻ ✕ ♻	Services	♻ ✕ ♻	♻ ✕ ♻	♻ ✕ ♻
Daily	Daily	Daily	Daily	↓ Operates ↑	Daily	Daily	Daily
1245	1810	1935	2200	Bangkok	0630	0650	0830
0405	0815	0955	1305	Chiang Mai	1600	1700	1730
GB	GB	GB	GB	Bus Operator	GB	GB	GB
First	First	First	First	Bus Class	First	First	Ord.
0700	0900	1030	1500	Chiang Mai	1450	1535	1635
1005	1205	1335	1805	Chiang Rai	1145	1230	1330

109	1	13	51	SRT Train Number	14	2	52
Rapid	Special Express	Special Express	Express	Type	Special Express	Special Express	Express
2 - 3	1 - 2	1 - 2	2 - 3	Class	1 - 2	1 - 2	2 - 3
✕ ♻	♻ ✕ ♻	♻ ✕ ♻	♻ ✕ ♻	Services	♻ ✕ ♻	♻ ✕ ♻	♻ ✕ ♻
Daily	Daily	Daily	Daily	↓ Operates ↑	Daily	Daily	Daily
1245	1810	1935	2200	Bangkok	0630	0650	0830
0405	0815	0955	1305	Chiang Mai	1600	1700	1730
GB	GB	GB	GB	Bus Operator	GB	GB	GB
Ord.	VX*	VX	VX	Bus Class	VX	VX	VX
0600	0930	1230	1400	Chiang Mai	1425	1425	1425
1040	1410	1710	1840	Mae Sai	0945	0945	0945

* Bus does not operate on Monday or Saturday. Use bus departing Chaing Mai 1230, arriving Mai Sai 1710 on Monday and Saturday.

3	109	1	13	51	SRT Train Number	14	2	52
Special Express DRC	Rapid	Special Express	Special Express	Express	Type	Special Express	Special Express	Express
1 - 2	2 - 3	1 - 2	1 - 2	2 - 3	Class	1 - 2	1 - 2	2 - 3
♻ ☕	✕ ♻	♻ ✕ ♻	♻ ✕ ♻	♻ ✕ ♻	Services	♻ ✕ ♻	♻ ✕ ♻	♻ ✕ ♻
Daily	Daily	Daily	Daily	Daily	↓ Operates ↑	Daily	Daily	Daily
0830	1245	1810	1935	2200	Bangkok	0630	0650	0830
2030	0405	0815	0955	1305	Chiang Mai	1600	1700	1730
PP	PP	PP	PP	PP	Bus Operator	PP	PP	PP
Van	Ord.	Ord.	Ord.	Ord.	Bus Class	Ord.	Ord.	Ord.
2130	0700	0900	1030	1400	Chiang Mai	1400	1600	1600
0000	1030	1230	1400	1730	Pai	1030	1230	1230
0330	1400	1600	1730	2100	Mae Hong Song	0700	0900	0900

All busses in these tables are air conditioned.

Ord. = Ordinary Bus • VX = Combination VIP and Ordinary Bus • Van = Air Conditioned Van

There are no same day bus connections with Trains 9, 12 and 102.

Complete bus schedules appear on page 32

Northern Bus Connections

Chiang Mai to Chiang Rai • Green Bus

Class	Operates	Depart	Arrive	Fare
First	Daily	0700	1005	170
VIP	Daily	0800	1045	260
Ordinary	Daily	0830	1035	170
First	Daily	0900	1205	170
VIP	Daily	1015	1300	170
First	Daily	1030	1335	170
First	Daily	1100	1405	170
Ordinary	Daily	1130	1435	170
First	Daily	1315	1620	170
Ordinary	Daily	1415	1720	170
First	Daily	1500	1805	170
Ordinary	Daily	1500	1805	170
First	Fr Su	1600	1905	170
VIP	Fr Su	1700	1945	260
First	Ex Fr Su	1700	2005	170
Ordinary	Daily	1730	2035	170
VIP	Ex Fr Su	1745	2030	260
VIP	Fr Su	1800	2045	260
First	Fr Su	1830	2135	170
First	Fr Su	1900	2205	170

Chiang Rai to Chiang Mai • Green Bus

Class	Operates	Depart	Arrive	Fare
Ordinary	Daily	0630	0905	170
VIP	Daily	0800	1045	260
VIP	Daily	0915	1200	260
Ordinary	Daily	1115	1420	170
First	Daily	1145	1450	170
First	Daily	1230	1535	170
Ordinary	Daily	1330	1635	170
First	Daily	1400	1705	170
First	Daily	1430	1735	170
First	Daily	1515	1820	170
VIP	Daily	1530	1815	260
Ordinary	Daily	1545	1850	170
First	Daily	1630	1935	170
VIP	Daily	1715	2000	260
First	Daily	1730	2040	170
Ordinary	Daily	1745	2050	170
VIP	Fr Su	1815	2100	260
First	Fr Su	1845	2150	170
First	Fr Su	1930	2235	170

Chiang Mai to Mae Sai • Green Bus

Class	Operates	Depart	Arrive	Fare
VIP/Ord	Mo	0515	0955	330 / 133
Ordinary	Daily	0600	1040	133
First	Daily	0645	1120	133
VIP/Ord	Sa	0700	1140	330 / 133
VIP/Ord	Daily	0800	1240	330 / 133
VIP/Ord	Ex Mo Sa	0930	1410	330 / 133
VIP/Ord	Daily	1230	1710	330 / 133
VIP/Ord	Daily	1400	1840	330 / 133
Ordinary	Ex Fr Su	1615	2055	133
VIP/Ord	Fr Su	1630	2110	330 / 133
Ordinary	Fr Su	1700	2140	133

Mae Sai to Chiang Mai • Green Bus

Class	Operates	Depart	Arrive	Fare
VIP/Ord	Daily	0815	1255	330 / 133
Ordinary	Daily	0830	1310	133
VIP/Ord	Daily	0945	1425	330 / 133
Ordinary	Daily	1400	1840	133
VIP/Ord	Daily	1430	1425	330 / 133
VIP/Ord	Daily	1530	2010	330 / 133
First	Daily	1530	2010	133
VIP/Ord	Fr Su	1630	2110	330 / 133

Chiang Mai to Mae Hong Son • Prem Pracha

Class	Operates	Chiang Mai	Pai	Mae Hong Son
Ordinary	Daily	0700	1030	1400
Ordinary	Daily	0900	1230	1600
Ordinary	Daily	1030	1400	1730
Ordinary	Daily	1200	1530	1900
Ordinary	Daily	1400	1730	2100

Mae Hong Song to Chiang Mai • Prem Pracha

Class	Operates	Mae Hong Son	Pai	Chiang Mai
Ordinary	Daily	0700	1030	1400
Ordinary	Daily	0900	1230	1600
Ordinary	Daily	1030	1400	1730
Ordinary	Daily	1200	1530	1900
Ordinary	Daily	1400	1730	2100

Busses use Arcade Bus Terminal 1.7 kilometers (1.1 mile) north of the Chiang Mai Railway Station. Connect via taxi, mini van or tuk-tuk (five minutes). All busses shown in this schedule are air conditioned. Advance purchase is suggested.

Service between Chiang Mai and Chiang Rai and between Chiang Mai and Mae Sai by Green Bus Thailand, telephone 0-5326-6480. Reservations in advance are suggested. Internet: <http://www.greenbusthailand.com/> Tickets may be purchased via internet.

Service between Chiang Mai and Pai (72 Baht) and Mae Hong Son (170 Baht) is provided by Prem Pracha Transport Company, telephone 0-5324-4737. Their internet site is not functioning (<http://www.premprachatransport.com>). In addition to bus service, they operate hourly air conditioned van service seating 10 persons from Chiang Mai 0630 - 2100 and from Mae Hong Song 0700 - 1400. Reservations in advance are suggested.

NORTHEASTERN LINES






Thanon Chira Junction station

Km.	Location (Population)	Notes
90.0	Ban Phachi Junction	Junction between the Northern and Northeastern Lines.
113.3	Saraburi (70,087)	Phra Phutta Chai National Park.
125.1	Kaeng Khoi Junction (30,332)	Major railway junction and center of cement production.
179.9	Pak Chong (50,829)	Khao Yai National Park, Thailand's oldest covering 2168 sq. km. of forest.
263.7	Nakhon Ratchasima (204,530)	Commercial center and gateway to Isan Region, also known as Khorat.
266.3	Thanon Chira Junction	Line to Udon Thani and Nong Khai diverts to the north.
376.0	Buri Ram (28,333)	Phanom Rung Historical Park.
419.8	Surin (42,584)	Surin Elephant Round Up (annually in November).
515.1	Si Sa Ket (43,861)	Serves Khao Phra Viham (100 km. from station).
575.1	Ubon Ratchathani (110,746)	Financial, educational and agricultural center for eastern Isan Region.

Km.	Location (Population)	Notes
125.1	Kaeng Khoi Junction (30,332)	Major railway junction and center of cement production.
162.4	Khuean Pasak Chonlasit Reservoir	Long viaducts at Km. 164.0, 167.2, 170.6 and 177.0.
248.8	Khao Phang Hoei Tunnel	231 meters
375.9	Bua Yai Junction (16,832)	Junction with line to Udon Thani and Nong Khai.

Km.	Location (Population)	Notes
266.3	Thanon Chira Junction	Junction with the Bangkok - Ubon Ratchthani line.
342.5	Bua Yai Junction (16,832)	Junction with the Kaeng Khoi Jct. - Bua Yai Jct. Line.
449.8	Khon Kaen (145,841)	Fast growing modern city, major commercial and educational center.
568.9	Udon Thani (227,200)	Coonections to Sakon Nakhon and Nakhon Phanom via bus.
621.1	Nong Khai (94,671)	Nestled on the Mekong River, gateway to Laos.
626.6	Tha Na Laeng, Laos	Km. 623.8 Friendship Bridge over Mekong River





Northeastern Line • Northward (Outbound) Trains

Train Number			423	425	421	431	433	415	917	21	419	135
Type of Train			Local DRC	Local DRC	Local DRC	Local DRC	Local DRC	Local DRC	Special DRC	Sp Exp DRC	Local DRC	Rapid
Class			3	3	3	3	3	3	3	2	3	2 • 3
Services			--	--	--	--	--	--	--	 	--	
Days of Operation			Daily	Daily	Daily	Daily	Daily	Daily	Daily	Daily	Daily	Daily
	Km.	Mi.										
Bangkok (Hua Lamphong)	0	0								0545		0640
Sam Sen	4	2								0559		0655
Bang Sue Junction	8	5								0606		0712
Bang Khen	13	8								0613		0723
Lak Si	18	11								0619		0731
Don Muang	22	14								0629		0739
Rangsit	30	18								0637		0749
Bang Pa-in	58	36								-----		-----
Ayutthaya	71	44								0659		0826
Ban Phachi Junction	90	56								-----		0848
Saraburi	113	70								0734		0910
Kaeng Khoi Junction	125	78				0500	0528			0745		0923
Pak Chong	180	117				0618				0856		1056
Nakhon Ratchasima	264	164			0610	0759		0620		1012	1100	1224
Thanon Chira Junction	266	165			0616	0805		0626		1017	1106	1231
Chakkarat	300	186			0652					-----	1146	1306
Lam Plai Mat	346	214			0741					1113	1226	1348
Buri Ram	376	233			0836					1137	1300	1422
Krasang	399	247			0859					1157	1322	1445
Lam Chi	412	255	0438	0529	0922					-----	1336	1459
Surin	420	260	0451	0541	0938					1216	1345	1510
Sikhoraphum	452	281	0523	0611	1010					1241	1431	1541
Samrong Thap	471	292	0540	0629	1041					-----	1451	1606
Uthumphon Phisai	495	307		0652	1108					1311	1519	1635
Si Sa Ket	515	319		0724	1130					1329	1600	1703
Kanthararom	542	366		0754	1157					1354	1627	1727
Ubon Ratchathani	575	357		0825	1231			↓		1420	1710	1800
Hin Son	148	92						0552				
Khok Salung	177	110						0621				
Lam Narai	209	130						0700				
Chatturat	310	192					↓	0854	↓			
Bua Yai Junction	346	214				0936	1010	0758				
Muang Phon	378	234				1017		0831				
Ban Phai	408	253				1044		0909				
Khon Kaen	450	279				1120		0942				
Nam Phong	484	300						1014				
Udon Thani	569	353						1144				
Nong Khai	621	385						1230	1600			
Tha Na Laeng (Laos)	627	389							1615			

For complete schedule between Bangkok and Kaeng Khoi Junction see pages 41 through 44.

Service between Nam Phong and Nong Khai temporarily suspended and bus service provided between these stations.

Com Commuter Train Ex Except
DRC Diesel Rail Car Sa Saturdays
Exp Express Su Sundays
SP Special H Holidays
---- Train does not stop at this station.

 Full meal service
 Refreshments / Light Meals
 Sleeping car service
 Train has one or more air conditioned cars assigned.

Northeastern Line • Northward (Outbound) Trains

Train Number			75	439	71	427	417	429	233	437	145	77
Type of Train			Express DRC	Local DRC	Express DRC	Local DRC	Local DRC	Local DRC	Mixed	Local DRC	Rapid	Express DRC
Class			2 • 3	3	2 3	3	3	3	3	3	2 • 3	2 • 3
Services			☼ ☕	--	☼ ☕	--	--	--	--	--	✂	☼ ☕
Days of Operation			Daily	Daily	Daily	Daily	Daily	Daily	Daily	Daily	Daily	Daily
	Km.	Mi.										
Bangkok (Hua Lamphong)	0	0	0820		1005				1140		1520	1830
Sam Sen	4	2	0834		1019				1155		1536	1850
Bang Sue Junction	8	5	0840		1027				1205		1544	1853
Bang Khen	13	8	0852		1037				1214		1557	1903
Lak Si	18	11	0859		1044				1219		1603	1911
Don Muang	22	14	0905		1051				1225		1609	1919
Rangsit	30	18	0912		1059				1233		1619	1927
Bang Pa-in	58	36	-----		-----				1255		1643	-----
Ayutthaya	71	44	0940		1125				1307		1657	1954
Ban Phachi Junction	90	56	0958		1144				1325		1725	-----
Saraburi	113	70	1018		1204				1353		1801	2031
Kaeng Khoi Junction	125	78	1030	1145	1216				1406	1700	1815	2042
Pak Chong	180	117			1327				1524		1949	2142
Nakhon Ratchasima	264	164			1443	1422	1600	1755	1705		2125	2258
Thanon Chira Junction	266	165			1448	1432	1608	1803	1711		2132	2305
Chakkarat	300	186			1514	1524			1745		2211	
Lam Plai Mat	346	214			1551	1605			1838		2305	
Buri Ram	376	233			1617	1632			1919		2341	
Krasang	399	247			1637	1658			1941		0006	
Lam Chi	412	255			-----	1711			1954		0021	
Surin	420	260			1711	1722			2000		0032	
Sikhoraphum	452	281			1740	1800					0108	
Samrong Thap	471	292			1757	1818					0128	
Uthumphon Phisai	495	307			1819	1845					0153	
Si Sa Ket	515	319			<u>1840</u>	1906					0221	
Kanthararom	542	366				1936					0255	
Ubon Ratchathani	575	357	↓	↓		<u>2015</u>				↓	<u>0335</u>	
Hin Son	148	92	-----	1211						1725		
Khok Salung	177	110	-----	1239						1752		
Lam Narai	209	130	1149	1322						<u>1825</u>		
Chatturat	310	192	1338	1529			↓	↓				↓
Bua Yai Junction	346	214	1457	<u>1645</u>			1741	<u>1935</u>				0042
Muang Phon	378	234	1525				1807					0111
Ban Phai	408	253	1550				1829					0136
Khon Kaen	450	279	1622				1903					0212
Nam Phong	484	300	1650				1932					0243
Udon Thani	569	353	<u>1810</u>				<u>2102</u>					0416
Nong Khai	621	385										<u>0505</u>
Tha Na Laeng (Laos)	627	389										

For complete schedule between Bangkok and Kaeng Khoi Junction see pages 41 through 44.

Service between Nam Phong and Nong Khai temporarily suspended and bus service provided between these stations.

Com	Commuter Train	Ex	Except	✂	Full meal service
DRC	Diesel Rail Car	Sa	Saturdays	☕	Refreshments / Light Meals
Exp	Express	Su	Sundays	☼	Sleeping car service
SP	Special	H	Holidays	☼	Train has one or more air conditioned cars assigned.

----- Train does not stop at this station.

This timetable shows train service at principal stations only. For complete timetables listing all stations refer to State Railway of Thailand web site.

Times shown are departure times except those underlined are arrival times.

Northeastern Line • Northward (Outbound) Trains

Train Number			139	69	67	133	913	73	141
Type of Train			Rapid	Express	Express	Rapid	Special DRC	Express DRC	Rapid
Class			2 • 3	1 • 2	1 • 2	2 • 3	3	2 • 3	2 • 3
Services			✕ Ⓜ	⊕ ✕ Ⓜ	⊕ ✕ Ⓜ	⊕ ✕ Ⓜ	--	⊕ ☕	✕
Days of Operation			Daily	Daily	Daily	Daily	Daily	Daily	Daily
	Km.	Mi.							
Bangkok (Hua Lamphong)	0	0	1855	2000	2030	2045		2150	2225
Sam Sen	4	2	1907	2014	2042	2059		2203	2240
Bang Sue Junction	8	5	1917	2023	2048	2106		2211	2247
Bang Khen	13	8	1928	2035	2057	2117		2221	2257
Lak Si	18	11	1934	2042	2103	2124		2228	2303
Don Muang	22	14	1942	2050	2109	2131		2235	2310
Rangsit	30	18	1952	2101	2119	2141		2244	2319
Bang Pa-in	58	36	-----	-----	-----	-----		-----	-----
Ayutthaya	71	44	2026	2141	2151	2217		2309	2351
Ban Phachi Junction	90	56	2048	-----	-----	2238		-----	-----
Saraburi	113	70	2110	2224	2232	2302		2345	0032
Kaeng Khoi Junction	125	78	2124	2239	2252	2318		2355	0053
Pak Chong	180	117	2249	0001	0024			0105	0226
Nakhon Ratchasima	264	164	0023	0137	0153			0231	0349
Thanon Chira Junction	266	165	0036	0146	0201			0237	0355
Chakkarat	300	186	-----		-----			0311	0434
Lam Plai Mat	346	214	0149		-----			0354	0526
Buri Ram	376	233	0226		0344			0428	0605
Krasang	399	247	0249		-----			0451	0632
Lam Chi	412	255	0304		-----			0507	-----
Surin	420	260	0317		0432			0519	0701
Sikhoraphum	452	281	0354		0508			<u>0555</u>	0742
Samrong Thap	471	292	0418		-----				0802
Uthumphon Phisai	495	307	0445		0555				0827
Si Sa Ket	515	319	0509		0618				0900
Kanthararom	542	366	0539		0651				0940
Ubon Ratchathani	575	357	<u>0615</u>		<u>0725</u>	↓			<u>1020</u>
Hin Son	148	92				-----			
Khok Salung	177	110				-----			
Lam Narai	209	130				0039			
Chatturat	310	192		↓		0243			
Bua Yai Junction	346	214		0320		0404			
Muang Phon	378	234		0357		0451			
Ban Phai	408	253		0427		0525			
Khon Kaen	450	279		0509		0611			
Nam Phong	484	300		0542		0649			
Udon Thani	569	353		0732		0850			
Nong Khai	621	385		<u>0825</u>		<u>0945</u>	0910		
Tha Na Laeng (Laos)	627	389					<u>0920</u>		

For complete schedule between Bangkok and Kaeng Khoi Junction see pages 41 through 44.

Service between Nam Phong and Nong Khai temporarily suspended and bus service provided between these stations.

Com	Commuter Train	Ex	Except	✕	Full meal service
DRC	Diesel Rail Car	Sa	Saturdays	☕	Refreshments / Light Meals
Exp	Express	Su	Sundays	Ⓜ	Sleeping car service
SP	Special	H	Holidays	⊕	Train has one or more air conditioned cars assigned.

---- Train does not stop at this station.

This timetable shows train service at principal stations only. For complete timetables listing all stations refer to State Railway of Thailand web site.

Times shown are departure times except those underlined are arrival times.

Northeastern Line • Southward (Intbound) Trains

Train Number			430	438	440	234	424	72	416	76	428	136
Type of Train			Local DRC	Local DRC	Local DRC	Mixed	Local DRC	Express DRC	Local DRC	Express DEC	Local DRC	Rapid
Class			3	3	3	3	3	2 • 3	3	2 • 3	3	2 • 3
Services			--	--	--	--	--	☕ ☕	--	☕ ☕	--	✂
Days of Operation			Daily	Daily	Daily	Daily	Daily	Daily	Daily	Daily	Daily	Daily
	Km.	Mi.										
Tha Na Laeng (Laos)	0	0										
Nong Khai	6	4								0600		
Udon Thani	58	36							0550	0654		
Nam Phong	143	89							0721	0813		
Khon Kaen	177	110							0755	0839		
Ban Phai	219	136							0831	0910		
Muang Phon	249	155							0904	0933		
Bua Yai Junction	281	175	0550		0552				0940	1025		
Ubon Ratchathani	0	0									0618	0700
Kanthararom	33	21									0649	0738
Si Sa Ket	60	37									0716	0804
Uthomphon Phisai	80	50									0736	0828
Samrong Thap	104	65					0555				0803	0851
Sikhoraphum	123	76					0622	0720			0830	0908
Surin	155	96				0518	0704	0755			0912	0939
Lam Chi	163	102				0528	0713	-----			0921	0948
Krasang	176	110				0543	0727	0813			0934	1001
Buri Ram	199	123				0606	0756	0835			0957	1027
Lam Plai Mat	229	143				0638	0827	0857			1024	1055
Chakkarat	275	171	↓			0729	0912	0932	↓		1112	1145
Thanon Chira Junction	309	192	0730			0806	0948	0958	1110		1150	1217
Nakhon Ratchasima	311	193	<u>0735</u>			0822	<u>0955</u>	1018	<u>1115</u>		<u>1155</u>	1233
Pak Chong	395	245			↓	1009		1127		↓		1400
Chatturat	-----	-----			0706					1126		
Lam Narai	-----	-----		0607	0905					1320		
Khok Salung	-----	-----		0641	0940					1353		
Hin Son	-----	-----		0710	1009	↓		↓		-----		↓
Kaeng Khoi Junction	450	279		<u>0735</u>	<u>1045</u>	1136		1228		1442		1530
Saraburi	462	287				1151		1241		1454		1545
Ban Phachi Junction	485	301				1219		1257		1514		1609
Ayutthaya	504	313				1240		1317		1530		1637
Bang Pa-in	517	321				1251		-----		-----		-----
Rangsit	545	339				1315		1346		1604		1726
Don Muang	553	343				1326		1357		1614		1740
Lak Si	557	346				1333		1404		1622		1749
Bang Khen	562	349				1340		1412		1631		1758
Bang Sue Junction	569	352				<u>1350</u>		<u>1421</u>		<u>1642</u>		<u>1812</u>
Sam Sen	571	355				<u>1401</u>		<u>1430</u>		<u>1652</u>		<u>1823</u>
Bangkok (Hua Lamphong)	575	357				<u>1415</u>		<u>1450</u>		<u>1710</u>		<u>1840</u>

For complete schedule between Kaeng Khoi Junction and Bangkok see pages 45 through 48.

Service between Nong Khai and Nam Phong temporarily suspended and bus service provided between these stations.

Com	Commuter Train	Ex	Except	✂	Full meal service
DRC	Diesel Rail Car	Sa	Saturdays	☕	Refreshments / Light Meals
Exp	Express	Su	Sundays	☕	Sleeping car service
SP	Special	H	Holidays	☕	Train has one or more air conditioned cars assigned.

----- Train does not stop at this station.

This timetable shows train service at principal stations only. For complete timetables listing all stations refer to State Railway of Thailand web site.

Times shown are departure times except those underlined are arrival times.

Northeastern Line • Southward (Intbound) Trains

Train Number			146	914	434	432	426	22	418	422	142
Type of Train			Rapid	Special DRC	Local DRC	Local DRC	Local DRC	Sp Exp DRC	Local DRC	Local DRC	Rapid
Class			2 • 3	3	3	3	3	2	3	3	2 • 3
Services			✕	--	--	--	--	☼☕	--	--	✕
Days of Operation			Daily	Daily	Daily	Daily	Daily	Daily	Daily	Daily	Daily
	Km.	Mi.									
Tha Na Laeng (Laos)	0	0		0950							
Nong Khai	6	4		1000					1303		
Udon Thani	58	36							1349		
Nam Phong	143	89							1509		
Khon Kaen	177	110				1355			1554		
Ban Phai	219	136				1437			1645		
Muang Phon	249	155				1502			1709		
Bua Yai Junction	281	175			1222	1546			1742		
Ubon Ratchathani	0	0	0845				1233	1450		1520	1650
Kanthararom	33	21	0921				1304	1512		1553	1728
Si Sa Ket	60	37	0951				1330	1531		1630	1757
Uthomphon Phisai	80	50	1014				1351	1548		1701	1820
Samrong Thap	104	65	1038				1413	----		1729	1842
Sikhoraphum	123	76	1059				1431	1616		1801	1900
Surin	155	96	1130				1509	1641		1835	1931
Lam Chi	163	102	1139				1518	----		1844	----
Krasang	176	110	1159				1531	1656			1959
Buri Ram	199	123	1226				1556	1715			2028
Lam Plai Mat	229	143	1302				1637	1735			2055
Chakkarat	275	171	1356				1720	----			2138
Thanon Chira Junction	309	192	1431				1721	1809	1831	1920	2216
Nakhon Ratchasima	311	193	1454				1734	1815	1847	1925	2232
Pak Chong	395	245	1635				1913		1948		0003
Chatturat	----	----			1405						
Lam Narai	----	----			1604						
Khok Salung	----	----			1645						
Hin Son	----	----			1726						
Kaeng Khoi Junction	450	279	1750		1750	2030		2053			0132
Saraburi	462	287	1805					2106			0148
Ban Phachi Junction	485	301	1839					----			0213
Ayutthaya	504	313	1905					2146			0237
Bang Pa-in	517	321	1918					----			----
Rangsit	545	339	1948					2219			0319
Don Muang	553	343	1956					2228			0329
Lak Si	557	346	2004					2236			0337
Bang Khen	562	349	2012					2243			0344
Bang Sue Junction	569	352	2025					2253			0356
Sam Sen	571	355	2039					2302			0407
Bangkok (Hua Lamphong)	575	357	2100					2315			0425

For complete schedule between Kaeng Khoi Junction and Bangkok see pages 45 through 48.

Service between Nong Khai and Nam Phong temporarily suspended and bus service provided between these stations.

Com	Commuter Train	Ex	Except	✕	Full meal service
DRC	Diesel Rail Car	Sa	Saturdays	☕	Refreshments / Light Meals
Exp	Express	Su	Sundays	☹	Sleeping car service
SP	Special	H	Holidays	☼	Train has one or more air conditioned cars assigned.
----	Train does not stop at this station.				

This timetable shows train service at principal stations only. For complete timetables listing all stations refer to State Railway of Thailand web site. Times shown are departure times except those underlined are arrival times.

Northeastern Line • Southward (Intbound) Trains

Train Number			918	74	78	68	420	70	140	134
Type of Train			Special DRC	Express DRC	Express DRC	Express	Local DRC	Express	Rapid	Rapid
Class			3	2 • 3	2 • 3	1 • 2	3	1 • 2	2 • 3	3
Services			--				--			
Days of Operation			Daily	Daily	Daily	Daily	Daily	Daily	Daily	Daily
	Km.	Mi.								
Tha Na Laeng (Laos)	0	0	1700							
Nong Khai	6	4	<u>1715</u>					1820		1915
Udon Thani	58	36			1840			1920		2010
Nam Phong	143	89			1945			2034		2143
Khon Kaen	177	110			2011			2105		2216
Ban Phai	219	136			2041			2144		2256
Muang Phon	249	155			2101			2213		2327
Bua Yai Junction	281	175			2128			2253		0012
Ubon Ratchathani	0	0				1830	1845		1930	
Kanthararom	33	21				1902	1920		2001	
Si Sa Ket	60	37		1905		1930	1948		2028	
Uthomphon Phisai	80	50		1922		1949	2010		2046	
Samrong Thap	104	65		1941		-----	2032		2111	
Sikhoraphum	123	76		1957		2026	2050		2130	
Surin	155	96		2025		2059	2122		2202	
Lam Chi	163	102		-----		-----	<u>2130</u>		2213	
Krasang	176	110		2043		-----			2226	
Buri Ram	199	123		2110		2143			2250	
Lam Plai Mat	229	143		2132		-----			2326	
Chakkarat	275	171		2213	▼	-----		▼	-----	
Thanon Chira Junction	309	192		2239	2228	2317		2359	0035	
Nakhon Ratchasima	311	193		2254	2306	2337		0013	0051	
Pak Chong	395	245		0026	0043	0127		0142	0228	▼
Chatturat	-----	-----								0124
Lam Narai	-----	-----								0316
Khok Salung	-----	-----								-----
Hin Son	-----	-----		▼	▼	▼		▼	▼	-----
Kaeng Khoi Junction	450	279		<u>0158</u>	<u>0222</u>	<u>0246</u>		<u>0314</u>	<u>0352</u>	<u>0434</u>
Saraburi	462	287		0210	0235	0304		0330	0413	0451
Ban Phachi Junction	485	301		-----	-----	0332		-----	0459	0518
Ayutthaya	504	313		0254	0315	0355		0423	0525	0550
Bang Pa-in	517	321		-----	-----	-----		-----	-----	-----
Rangsit	545	339		0333	0349	0439		0514	0615	0643
Don Muang	553	343		0342	0400	0451		0525	0627	0654
Lak Si	557	346		0349	0409	0500		0534	0637	0704
Bang Khen	562	349		0357	0419	0509		0543	0647	0714
Bang Sue Junction	569	352		<u>0407</u>	<u>0431</u>	<u>0521</u>		<u>0551</u>	<u>0659</u>	<u>0726</u>
Sam Sen	571	355		<u>0415</u>	<u>0441</u>	<u>0532</u>		<u>0603</u>	<u>0708</u>	<u>0736</u>
Bangkok (Hua Lamphong)	575	357		<u>0435</u>	<u>0500</u>	<u>0550</u>		<u>0625</u>	<u>0730</u>	<u>0800</u>

For complete schedule between Kaeng Khoi Junction and Bangkok see pages 45 through 48.

Service between Nong Khai and Nam Phong temporarily suspended and bus service provided between these stations.

Com	Commuter Train	Ex	Except		Full meal service
DRC	Diesel Rail Car	Sa	Saturdays		Refreshments / Light Meals
Exp	Express	Su	Sundays		Sleeping car service
SP	Special	H	Holidays		Train has one or more air conditioned cars assigned.
----	Train does not stop at this station.				

This timetable shows train service at principal stations only. For complete timetables listing all stations refer to State Railway of Thailand web site. Times shown are departure times except those underlined are arrival times.

Northeastern Bus Connections

21	141	67	139	145	SRT Train Number	22	142	68	140
Special Express DRC	Rapid	Express	Rapid	Rapid	Type	Special Express DRC	Rapid	Express	Rapid
2	2 - 3	1 - 2	2 - 3	2 - 3	Class	2	2 • 3	1 - 2	2 - 3
☼ ☕	✕	☼ ✕ ♪	✕ ♪	✕	Services	☼ ☕	✕	☼ ✕ ♪	✕ ♪
Daily	Daily	Daily	Daily	Daily	↓ Operates ↑	Daily	Daily	Daily	Daily
0545	2225	2030	1855	1520	Bangkok	<u>2315</u>	<u>0425</u>	<u>0550</u>	<u>0730</u>
<u>1400</u>	<u>1020</u>	<u>0725</u>	<u>0615</u>	<u>0335</u>	Ubon Ratchathani	1450	1650	1830	1930
TC	TC	TC	TC	TC	Bus Operators	TC	TC	TC	TC
1530	1530	0930	0930	0930	Ubon Ratchathani	<u>1130</u>	<u>1130</u>	<u>1130</u>	<u>1830</u>
<u>1830</u>	<u>1830</u>	<u>1230</u>	<u>1230</u>	<u>1230</u>	Paske, Laos	0830	0830	0830	1530

133	69	77	SRT Train Number	78	70	134
Rapid	Express	Express DRC	Type	Express DRC	Express	Rapid
2 - 3	1 - 2	2 - 3	Class	2 - 3	1 - 2	2 - 3
☼ ✕ ♪	☼ ✕ ♪	☼ ☕	Services	☼ ☕	☼ ✕ ♪	☼ ✕ ♪
Daily	Daily	Daily	↓ Operates ↑	Daily	Daily	Daily
2045	2000	1830	Bangkok	<u>0500</u>	<u>0625</u>	<u>0800</u>
<u>0840</u>	<u>0714</u>	<u>0411</u>	Udon Thani	1840	1920	2010
TC	TC	TC	Bus Operator	TC	TC	TC
1030	0800	0800	Udon Thani	<u>1700</u>	<u>1700</u>	<u>1900</u>
<u>1330</u>	<u>1100</u>	<u>1100</u>	Vientiane, Laos	1400	1400	1600

133	69	77	SRT Train Number	70	134
Rapid	Express	Express DRC	Type	Express	Rapid
2 - 3	1 - 2	2 - 3	Class	1 - 2	2 - 3
☼ ✕ ♪	☼ ✕ ♪	☼ ☕	Services	☼ ✕ ♪	☼ ✕ ♪
Daily	Daily	Daily	↓ Operates ↑	Daily	Daily
2045	2000	1830	Bangkok	<u>0625</u>	<u>0800</u>
<u>0945</u>	<u>0825</u>	<u>0605</u>	Nong Khai	1820	1915
TC	TC	TC	Bus Operator	TC	TC
1240	0930	0730	Nong Khai	<u>1730</u>	<u>1730</u>
<u>1440</u>	<u>1130</u>	<u>0930</u>	Vientiane, Laos	1530	1530

Route	Bus Type	Departure Times	Travel	Fare
Nong Khai to Vientiane	Second Class Air Conditioned 46 seats	0730 0930 1240 1430 1530 1800	2 hours	55 Baht
Pakse to Ubon Ratchathani	First Class Air Conditioned 40 seats	0830 1530	3 hours	200 Baht
Ubon Ratchathani to Pakse	First Class Air Conditioned 40 seats	0930 1530	3 hours	200 Baht
Udon Thani to Vientiane	Second Class Air Conditioned 46 seats	0800 1030 1130 1400 1600 1800	3 hours	80 Baht
Vientiane to Nong Khai	Second Class Air Conditioned 46 seats	0730 0930 1240 1430 1530 1800	2 hours	55 Baht
Vientiane to Udon Thani	Second Class Air Conditioned 46 seats	0800 1030 1130 1400 1600 1800	3 hours	80 Baht

Service is provided jointly by the Transport Company (Thailand) and State Bus Company (Laos). Alternately it is possible to take shuttle bus or walk from the Nong Khai railway station to border checkpoint (10-15 minutes) and take tuk-tuk to Vientiane. Busses use the Central Bus Station in Vientiane. Transport Company telephone: Hot Line 1490; Reservation Centre 0-2872-1777.

Northern and Northeastern Lines Combined Timetable • Bangkok to Lop Buri and Kaeng Khoi Junction

Train Number			303	409	311	339	21	135	111	75	9	201
Type of Train			Com DRC	Local DRC	Com	Com DRC	Sp Exp DRC	Rapid	Rapid	Express DRC	Sp Exp DRC	Mixed
Class			3	3	3	3	2	2 • 3	2 • 3	2 • 3	2	2 • 3
Days of Operation	Km.	Miles	Ex Sa Su H	Daily	Ex Sa Su H	Ex Sa Su H	Daily	Daily	Daily	Daily	Daily	Daily
Bangkok	0	0	0420		0440	0520	0545	0640	0700	0820	0830	0925
Yommaraj	2	1	-----		-----	-----	-----	-----	-----	-----	-----	-----
Ramathibodi Hospital	4	2	-----		0451	-----	-----	-----	-----	-----	-----	-----
Sam Sen	5	3	0431		-----	0529	0559	0655	0714	0834	0842	0939
Bang Sue Junction	8	5	0436		-----	0534	0606	0712	0723	0840	0850	1004
Nikhom Rophai Km. 11	10	6	0442		-----	0538	-----	-----	0729	0846	-----	1009
Bang Khen	13	8	0447		-----	0543	0613	0723	0735	0852	0900	1015
Thung Song Hong	15	9	-----		-----	-----	-----	-----	-----	-----	-----	-----
Lak Si	18	11	0454		-----	0548	0619	0731	0743	0859	0906	1023
Kan Kheha Km. 19	20	12	-----		-----	-----	-----	-----	-----	-----	-----	-----
Talat Mai Don Muang	21	13	-----		-----	-----	-----	-----	-----	-----	-----	-----
Don Muang	22	14	0500		-----	0553	0629	0739	0752	0905	0914	1031
Lak Hok	28	17	-----		-----	-----	-----	-----	-----	-----	-----	-----
Khlong Rangsit	29	18	0506		-----	0559	-----	-----	-----	-----	-----	1038
Rangsit	30	18	0509		<u>0525</u>	0603	0637	0749	0801	0912	0921	1042
Khlong Nueng	34	21	-----		-----	-----	-----	-----	-----	-----	-----	-----
Chiang Rak	38	23	0516		-----	0609	-----	0757	0808	-----	-----	1049
Thammasat University	40	25	-----		-----	0612	-----	-----	-----	-----	-----	1053
Nawa Nakhon	44	27	-----		-----	0617	-----	-----	-----	-----	-----	-----
Chiang Rak Noi	46	29	0523		-----	0620	-----	-----	-----	-----	-----	1059
Khlong Phutsa	52	32	0529		-----	0626	-----	-----	-----	-----	-----	1105
Bang Pa-in	58	36	0536		-----	0633	-----	-----	0823	-----	-----	1111
Ban Pho	63	39	0541		-----	0637	-----	-----	-----	-----	-----	1116
Ayutthaya	71	44	0550	0600	-----	0645	0659	0826	0837	0940	0943	1126
Ban Ma	75	46	0555	0605	-----	0651	-----	-----	-----	-----	-----	-----
Map Prachan	79	49	0600	0611	-----	0655	-----	-----	-----	-----	-----	1134
Ban Don Klang	82	51	0605	0615	-----	0659	-----	-----	-----	-----	-----	-----
Phra Kaeo	85	53	0609	0620	-----	0703	-----	-----	0851	-----	-----	1140
Ban Phachi Junction	90	56	0617	0628	-----	0724	-----	0848	0859	0958	-----	1149
Don Ya Nang	93	58	0622	-----	-----	-----	-----	-----	-----	-----	-----	-----
Nong Wiwat	96	60	0626	0636	-----	-----	-----	-----	0907	-----	-----	1156
Ban Plak Raet	99	62	0630	0640	-----	-----	-----	-----	-----	-----	-----	-----
Tha Ruea	103	64	0635	0645	-----	-----	-----	-----	0914	-----	-----	1202
Ban Mo	109	67	0642	0651	-----	-----	-----	-----	0921	-----	-----	1209
Nong Don	117	72	0654	0658	-----	-----	-----	-----	-----	-----	-----	1217
Ban Klap	122	76	-----	0704	-----	-----	-----	-----	0930	-----	-----	1223
Ban Pa Wai	128	79	0700	0710	-----	-----	-----	-----	-----	-----	-----	1230
Lop Buri	133	82	<u>0705</u>	<u>0715</u>	-----	-----	-----	-----	0944	-----	1029	1237
Nong Kuai	95	59	-----	-----	-----	0730	-----	-----	-----	-----	-----	-----
Nong Saeng	985	61	-----	-----	-----	0734	-----	0858	to	-----	to	to
Nong Sida	103	64	-----	-----	-----	0740	-----	-----	Den	-----	Chiang	Phitsa-
Ban Pok Paek	107	66	-----	-----	-----	0745	-----	-----	Chai	-----	Mai	anoluk
Saraburi	113	70	-----	-----	-----	0752	0734	0910	-----	1018	-----	-----
Nong Bua	119	74	-----	-----	-----	0759	-----	-----	-----	-----	-----	-----
Kaeng Khoi Junction	125	78	-----	-----	-----	<u>0805</u>	0745	0923	-----	1030	-----	-----

Com = Commuter DRC = Diesel Rail Car Exp = Express Sp = Special Ex = Except Sa = Saturday Su = Sunday H = Holidays
All times listed are departure times except underlined times are arrival times.

Northern and Northeastern Lines Combined Timetable • Bangkok to Lop Buri and Kaeng Khoi Junction

Train Number			71	3	209	233	109	211	207	145	315	301
Type of Train			Express DRC	Sp Exp DRC	Ordinary	Mixed	Rapid	Ordinary	Ordinary	Rapid	Com-muter	Com-muter
Class			2 • 3	2	3	3	2 • 3	2 • 3	3	2 • 3	3	3
Days of Operation	Km.	Miles	Daily	Daily	Daily	Daily	Daily	Daily	Daily	Daily	Ex Sa Su H	H only
Bangkok	0	0	1005	1050	1120	1140	1245	1255	1405	1520	1610	1630
Yommaraj	2	1	-----	-----	-----	-----	-----	-----	-----	-----	1618	-----
Ramathibodi Hospital	4	2	-----	-----	-----	1150	-----	1305	1417	-----	1623	1642
Sam Sen	5	3	1019	1103	1134	1155	1300	1309	1419	1536	1626	1645
Bang Sue Junction	8	5	1027	1113	1143	1205	1308	1318	1426	1544	1634	1653
Nikhom Rophai Km. 11	10	6	1032	1119	1149	1209	1314	1324	1432	1550	1640	1700
Bang Khen	13	8	1037	1125	1155	1214	1320	1331	1439	1557	1645	1705
Thung Song Hong	15	9	-----	-----	1159	-----	-----	-----	1444	-----	1649	1710
Lak Si	18	11	1044	1132	1205	1219	1327	1338	1449	1603	1654	1715
Kan Kheha Km. 19	20	12	-----	-----	-----	-----	-----	-----	-----	-----	1658	1719
Talat Mai Don Muang	21	13	-----	-----	-----	-----	-----	-----	-----	-----	-----	-----
Don Muang	22	14	1051	1140	1212	1225	1334	1345	1456	1609	1703	1724
Lak Hok	28	17	-----	-----	-----	-----	-----	-----	-----	-----	-----	1730
Khlong Rangsit	29	18	-----	-----	1219	-----	-----	-----	1503	-----	1710	1733
Rangsit	30	18	1059	1149	1222	1233	1342	1354	1507	1619	1714	1737
Khlong Nueng	34	21	-----	-----	-----	-----	-----	-----	-----	-----	1719	1743
Chiang Rak	38	23	-----	-----	1230	-----	-----	-----	1515	-----	1724	1749
Thammasat University	40	25	-----	-----	1233	-----	-----	-----	1519	-----	1728	-----
Nawa Nakhon	44	27	-----	-----	-----	-----	-----	-----	-----	-----	1731	-----
Chiang Rak Noi	46	29	-----	-----	1238	1245	-----	-----	1525	-----	1735	1759
Khlong Phutsa	52	32	-----	-----	1244	-----	-----	-----	1531	-----	1741	1808
Bang Pa-in	58	36	-----	-----	1251	1255	-----	1417	1537	1643	1748	1816
Ban Pho	63	39	-----	-----	1257	-----	-----	-----	1543	-----	1754	1824
Ayutthaya	71	44	1125	1215	1305	1307	1418	1429	1552	1657	1801	1835
Ban Ma	75	46	-----	-----	1310	-----	-----	-----	1557	-----	-----	1841
Map Prachan	79	49	-----	-----	1315	-----	-----	-----	1603	1708	1811	1848
Ban Don Klang	82	51	-----	-----	-----	-----	-----	-----	-----	-----	1816	1854
Phra Kaeo	85	53	-----	-----	1322	1325	-----	1451	1611	1716	1820	1900
Ban Phachi Junction	90	56	1144	-----	1330	-----	1438	-----	1628	1725	1830	1911
Don Ya Nang	93	58		-----	1336		-----	-----	1634	-----	1836	1916
Nong Wiwat	96	60		-----	1341		-----	1459	1638	-----	1841	1920
Ban Plak Raet	99	62		-----	1345		-----	-----	-----	-----	1846	1924
Tha Ruea	103	64		-----	1350		1451	1507	1646	-----	1851	1929
Ban Mo	109	67		-----	1357		1457	1514	1654	-----	1859	1936
Nong Don	117	72		-----	1404		-----	1523	1703	-----	1907	1944
Ban Klap	122	76		-----	1409		-----	-----	1709	-----	1913	1951
Ban Pa Wai	128	79		-----	1415		-----	-----	1715	-----	1920	1958
Lop Buri	133	82	↓	1300	1421	↓	1519	1539	1721	-----	<u>1930</u>	<u>2005</u>
Nong Kuai	95	59	-----			1331				1733		
Nong Saeng	98	61	-----	to	to	1335	to	to	to	1738		
Nong Sida	103	64	-----	Sila At	Ban	1341	Chiang	Taphan	Nakhon	1746		
Ban Pok Paek	107	66	-----		Takhli	1346	Mai	Hin	Sawan	1752		
Saraburi	113	70	1204			1353				1801		
Nong Bua	119	74	-----			1400				-----		
Kaeng Khoi Junction	125	78	1216			1406				1815		

Com = Commuter DRC = Diesel Rail Car Exp = Express Sp = Special Ex = Except Sa = Saturday Su = Sunday H = Holidays
All times listed are departure times except underlined times are arrival times.

Northern and Northeastern Lines Combined Timetable • Bangkok to Lop Buri and Kaeng Khoi Junction

Train Number			313	341	343	317	1	305	77	139	13
Type of Train			Com-muter	Com-muter	Com-muter	Com-muter	Special Express	Com DRC	Express DRC	Rapid	Special Express
Class			3	3	3	3	1 • 2	3	2 • 3	2 • 3	1 • 2
Days of Operation	Km.	Miles	Ex Sa Su H	Ex Sa Su H	H only	Ex Sa Su H	Daily	Ex Sa Su H	Daily	Daily	Daily
Bangkok	0	0	1650	1715	1715	1725	1810	1820	1830	1855	1935
Yommaraj	2	1	1657	1722	1722	1731	-----	1826	-----	-----	-----
Ramathibodi Hospital	4	2	1702	1726	1726	1736	-----	1832	-----	-----	-----
Sam Sen	5	3	1707	1729	1729	1740	1825	1836	1845	1907	1950
Bang Sue Junction	8	5	1714	1736	1736	1746	1834	1843	1853	1917	1957
Nikhom Rophai Km. 11	10	6	1721	1741	1741	1751	-----	1849	-----	-----	-----
Bang Khen	13	8	1726	1747	1747	1757	1844	1855	19039	1928	2008
Thung Song Hong	15	9	1731	1751	1751	1801	-----	1900	-----	-----	-----
Lak Si	18	11	1736	1756	1756	1806	1850	1904	1911	1934	2015
Kan Kheha Km. 19	20	12	1740	1800	1800	1810	-----	1908	-----	-----	-----
Talat Mai Don Muang	21	13	-----	-----	-----	-----	-----	1913	-----	-----	-----
Don Muang	22	14	1746	1805	1805	1816	1857	1916	1919	1942	2023
Lak Hok	28	17	-----	-----	-----	1822	-----	-----	-----	-----	-----
Khlong Rangsit	29	18	1755	1812	1812	1825	-----	-----	-----	-----	-----
Rangsit	30	18	1759	1817	1817	1829	1907	1925	1927	1952	2031
Khlong Nueng	34	21	1804	1822	1822	1834	-----	-----	-----	-----	-----
Chiang Rak	38	23	1809	1828	1828	1839	-----	1934	-----	-----	-----
Thammasat University	40	25	-----	1832	1832	-----	-----	-----	-----	-----	-----
Nawa Nakhon	44	27	1817	1838	1838	-----	-----	-----	-----	-----	-----
Chiang Rak Noi	46	29	1821	1842	1842	1848	-----	1943	-----	-----	-----
Khlong Phutsa	52	32	1827	1849	1849	1854	-----	1949	-----	-----	-----
Bang Pa-in	58	36	1834	1855	1855	1900	-----	1956	-----	-----	-----
Ban Pho	63	39	1841	1901	1901	1905	-----	2002	-----	-----	-----
Ayutthaya	71	44	1849	1910	1910	1914	1945	<u>2010</u>	1954	2026	2101
Ban Ma	75	46	1855	1916	1916	-----	-----	-----	-----	-----	-----
Map Prachan	79	49	1901	1921	1921	-----	-----	-----	-----	-----	-----
Ban Don Klang	82	51	-----	1927	1927	-----	-----	-----	-----	-----	-----
Phra Kaeo	85	53	1908	1932	1932	-----	-----	-----	-----	-----	-----
Ban Phachi Junction	90	56	<u>1915</u>	1940	1940	1948	-----	-----	-----	2048	-----
Don Ya Nang	93	58				-----	-----	-----	-----	-----	-----
Nong Wiwat	96	60				1955	-----	-----	-----	-----	-----
Ban Plak Raet	99	62				-----	-----	-----	-----	-----	-----
Tha Ruea	103	64				2001	-----	-----	-----	-----	-----
Ban Mo	109	67				2007	-----	-----	-----	-----	-----
Nong Don	117	72				2013	-----	-----	-----	-----	-----
Ban Klap	122	76				2018	-----	-----	-----	-----	-----
Ban Pa Wai	128	79				2024	-----	-----	-----	-----	-----
Lop Buri	133	82		↓	↓	<u>2030</u>	2041	-----	↓	↓	2155
Nong Kuai	95	59		1946	1946	-----	-----	-----	-----	-----	-----
Nong Saeng	98	61		1950	1950	-----	to	-----	-----	-----	to
Nong Sida	103	64		1957	1957	-----	Chiang	-----	-----	-----	Chiang
Ban Pok Paek	107	66		2002	2002	-----	Mai	-----	-----	-----	Mai
Saraburi	113	70		2009	2009	-----	-----	-----	2031	2110	-----
Nong Bua	119	74		2018	2018	-----	-----	-----	-----	-----	-----
Kaeng Khoi Junction	125	78		<u>2025</u>	<u>2025</u>	-----	-----	-----	2042	2124	-----

Com = Commuter DRC = Diesel Rail Car Exp = Express Sp = Special Ex = Except Sa = Saturday Su = Sunday H = Holidays
All times listed are departure times except underlined times are arrival times.

Northern and Northeastern Lines Combined Timetable • Bangkok to Lop Buri and Kaeng Khoi Junction

Train Number			105	69	107	67	133	73	51	141
Type of Train			Rapid DRC	Express	Rapid	Express	Rapid	Express DRC	Express	Rapid
Class			2 • 3	1 • 2	2 • 3	1 • 2	3	2 • 3	1 • 2 • 3	2 • 3
Days of Operation	Km.	Miles	Daily	Daily	Daily	Daily	Daily	Daily	Daily	Daily
Bangkok	0	0	1950	2000	2010	2030	2045	2150	2200	2225
Yommaraj	2	1	-----	-----	-----	-----	-----	-----	-----	-----
Ramathibodi Hospital	4	2	-----	-----	-----	-----	-----	-----	-----	-----
Sam Sen	5	3	2001	2014	2025	2042	2059	2203	2215	2240
Bang Sue Junction	8	5	2008	2023	2031	2048	2106	2211	2224	2247
Nikhom Rophai Km. 11	10	6	2013	-----	2041	-----	-----	-----	-----	-----
Bang Khen	13	8	2018	2035	2046	2057	2117	2221	2235	2257
Thung Song Hong	15	9	-----	-----	-----	-----	-----	-----	-----	-----
Lak Si	18	11	2025	2042	2054	2103	2124	2228	2241	2303
Kan Kheha Km. 19	20	12	-----	-----	-----	-----	-----	-----	-----	-----
Talat Mai Don Muang	21	13	-----	-----	-----	-----	-----	-----	-----	-----
Don Muang	22	14	2033	2050	2101	2109	2131	2235	2249	2310
Lak Hok	28	17	-----	-----	-----	-----	-----	-----	-----	-----
Khlong Rangsit	29	18	-----	-----	-----	-----	-----	-----	-----	-----
Rangsit	30	18	2040	2101	2109	2119	2141	2244	2258	2319
Khlong Nueng	34	21	-----	-----	-----	-----	-----	-----	-----	-----
Chiang Rak	38	23	-----	-----	-----	-----	-----	-----	-----	-----
Thammasat University	40	25	-----	-----	-----	-----	-----	-----	-----	-----
Nawa Nakhon	44	27	-----	-----	-----	-----	-----	-----	-----	-----
Chiang Rak Noi	46	29	-----	-----	-----	-----	-----	-----	-----	-----
Khlong Phutsa	52	32	-----	-----	-----	-----	-----	-----	-----	-----
Bang Pa-in	58	36	2100	-----	-----	-----	-----	-----	-----	-----
Ban Pho	63	39	-----	-----	-----	-----	-----	-----	-----	-----
Ayutthaya	71	44	2114	2141	2142	2151	2217	2309	2330	2351
Ban Ma	75	46	-----	-----	-----	-----	-----	-----	-----	-----
Map Prachan	79	49	-----	-----	-----	-----	-----	-----	-----	-----
Ban Don Klang	82	51	-----	-----	-----	-----	-----	-----	-----	-----
Phra Kaeo	85	53	-----	-----	-----	-----	-----	-----	-----	-----
Ban Phachi Junction	90	56	2131	-----	-----	-----	2238	-----	-----	-----
Don Ya Nang	93	58	-----	-----	-----	-----	-----	-----	-----	-----
Nong Wiwat	96	60	-----	-----	-----	-----	-----	-----	-----	-----
Ban Plak Raet	99	62	-----	-----	-----	-----	-----	-----	-----	-----
Tha Ruea	103	64	2142	-----	-----	-----	-----	-----	-----	-----
Ban Mo	109	67	2148	-----	-----	-----	-----	-----	-----	-----
Nong Don	117	72	-----	-----	-----	-----	-----	-----	-----	-----
Ban Klap	122	76	-----	-----	-----	-----	-----	-----	-----	-----
Ban Pa Wai	128	79	-----	-----	-----	-----	-----	-----	-----	-----
Lop Buri	133	82	2207	↓	2236	↓	↓	↓	0027	↓
Nong Kuai	95	59	-----	-----	-----	-----	-----	-----	-----	-----
Nong Saeng	98	61	to	-----	to	-----	-----	-----	to	-----
Nong Sida	103	64	Sila At	-----	Den	-----	-----	-----	Chiang	-----
Ban Pok Paek	107	66	-----	-----	Chai	-----	-----	-----	Mai	-----
Saraburi	113	70	-----	2224	-----	2232	2302	2345	-----	0032
Nong Bua	119	74	-----	-----	-----	-----	-----	-----	-----	-----
Kaeng Khoi Junction	125	78	-----	2239	-----	2252	2318	2355	-----	0053

Com = Commuter DRC = Diesel Rail Car Exp = Express Sp = Special Ex = Except Sa = Saturday Su = Sunday H = Holidays
All times listed are departure times except underlined times are arrival times.

Northern and Northeastern Lines Combined Timetable • Kaeng Khoi Junction and Lop Buri to Bangkok

Train Number			4	142	74	108	78	68	70	14	376	314
Type of Train			Sp Exp DRC	Rapid	Express DRC	Rapid	Express DRC	Express	Express	Special Express	Com- muter	Com- muter
Class			2	2 • 3	2 • 3	2 • 3	2 • 3	1 • 2	1 • 2	1 • 2	3	3
Days of Operation	Km.	Miles	Daily	Daily	Daily	Daily	Daily	Daily	Daily	Daily	Ex Sa Su H	Daily
Kaeng Khoi Junction	0	0		0132	0158		0222	0246	0314			
Nong Bua	6	4		-----	-----		-----	-----	-----			
Saraburi	12	8	from	0148	0210	from	0235	0304	0330	from		
Ban Pok Paek	18	12	Sila At	-----	-----	Den	-----	-----	-----	Chiang		
Nong Sida	22	14		-----	-----	Chai	-----	-----	-----	Mai		
Nong Saeng	27	17		-----	-----		-----	-----	-----			
Nong Kuai	30	19		-----	-----		-----	-----	-----			
Lop Buri	0	82	0137			0216				0341		
Ban Pa Wai	5	3	-----			-----				-----		
Ban Klap	11	6	-----			-----				-----		
Nong Don	16	10	-----			-----				-----		
Ban Mo	24	15	-----			-----				-----		
Tha Ruea	30	18	-----			-----				-----		
Ban Plak Raet	34	20	-----			-----				-----		
Nong Wiwat	37	22	-----			-----				-----		
Don Ya Nang	40	24	-----	▼	▼	-----	▼		▼	-----		
Ban Phachi Junction	43	26	-----	0213	-----	-----	-----	0332	-----	-----		0445
Phra Kaeo	48	29	-----	-----	-----	-----	-----	-----	-----	-----		0452
Ban Don Klang	51	31	-----	-----	-----	-----	-----	-----	-----	-----		-----
Map Prachan	54	33	-----	-----	-----	-----	-----	-----	-----	-----		0459
Ban Ma	58	36	-----	-----	-----	-----	-----	-----	-----	-----		0505
Ayutthaya	62	38	0233	0237	0254	0314	0315	0355	0423	0445		0512
Ban Pho	70	43	-----	-----	-----	-----	-----	-----	-----	-----		0521
Bang Pa-in	75	46	-----	-----	-----	-----	-----	-----	-----	-----		0527
Khlong Phutsa	81	50	-----	-----	-----	-----	-----	-----	-----	-----		0534
Chiang Rak Noi	87	53	-----	-----	-----	-----	-----	-----	-----	-----		0541
Nawa Nakhon	89	55	-----	-----	-----	-----	-----	-----	-----	-----		0545
Thammasat University	93	57	-----	-----	-----	-----	-----	-----	-----	-----		-----
Chiang Rak	95	59	-----	-----	-----	-----	-----	-----	-----	-----		0552
Khlong Nueng	99	61	-----	-----	-----	-----	-----	-----	-----	-----		0557
Rangsit	103	64	0306	0319	0333	0359	0349	0439	0514	0524	0535	0602
Khlong Rangsit	104	64	-----	-----	-----	-----	-----	-----	-----	-----	-----	0606
Lak Hok	105	65	-----	-----	-----	-----	-----	-----	-----	-----	-----	0609
Don Muang	111	68	0314	0329	0342	0412	0400	0451	0525	0534	0546	0615
Talat Mai Don Muang	112	69	-----	-----	-----	-----	-----	-----	-----	-----	0549	-----
Kan Kheha Km. 19	113	70	-----	-----	-----	-----	-----	-----	-----	-----	-----	0621
Lak Si	115	71	0321	0337	0349	0421	0409	0500	0534	0543	0559	0625
Thung Song Hong	118	73	-----	-----	-----	-----	-----	-----	-----	-----	0605	0630
Bang Khen	120	74	0328	0344	0357	0431	0419	0509	0543	0552	0611	0635
Nikhom Rophai Km. 11	123	76	-----	-----	-----	-----	-----	-----	-----	-----	0617	0641
Bang Sue Junction	125	77	0339	0358	0409	0445	0433	0525	0555	0604	0625	0649
Sam Sen	128	79	0348	0409	0417	0455	0443	0534	0605	0614	0634	0658
Ramathibodi Hospital	129	80	-----	-----	-----	-----	-----	-----	-----	-----	0637	0701
Yommaraj	131	81	-----	-----	-----	-----	-----	-----	-----	-----	to Hua	0707
Bangkok	133	82	0400	0425	0435	0510	0500	0550	0625	0630	Takhe	0715

No. 376 also stops at Pra Dipat (Km. 126) at 0629

Com = Commuter DRC = Diesel Rail Car Exp = Express Sp = Special Ex = Except Sa = Saturday Su = Sunday H = Holidays
All times listed are departure times except underlined times are arrival times.

Northern and Northeastern Lines Combined Timetable • Kaeng Khoi Junction and Lop Buri to Bangkok

Train Number			2	140	134	306	316	52	342	344
Type of Train			Special Express	Rapid	Rapid	Com DRC	Com-muter	Express	Com-muter	Com-muter
Class			1 • 2	2 • 3	3	3	3	1 • 2 • 3	3	3
Days of Operation	Km.	Miles	Daily	Daily	Daily	Ex Sa Su H	Ex Sa Su H	Daily	Ex Sa Su H	H only
Kaeng Khoi Junction	0	0		0352	0445				0505	0505
Nong Bua	6	4		-----	-----			from	0514	0514
Saraburi	12	8		0413	0500			Chiang	0521	0521
Ban Pok Paek	18	12		-----	-----			Mai	0528	0528
Nong Sida	22	14		-----	-----				0534	0534
Nong Saeng	27	17		-----	-----				0540	0540
Nong Kuai	30	19		-----	-----				0545	0545
Lop Buri	0	82	0354				0440	0540		
Ban Pa Wai	5	3	-----				0447	-----		
Ban Klap	11	6	-----				0455	-----		
Nong Don	16	10	-----				0503	-----		
Ban Mo	24	15	-----				0512	-----		
Tha Ruea	30	18	-----				-----	-----		
Ban Plak Raet	34	20	-----				0520	-----		
Nong Wiwat	37	22	-----				0528	-----		
Don Ya Nang	40	24	-----	↓	↓		0537	-----	↓	↓
Ban Phachi Junction	43	26	-----	0459	0518		-----	-----	0552	0552
Phra Kaeo	48	29	-----	-----	-----		-----	-----	0600	0600
Ban Don Klang	51	31	-----	-----	-----		-----	-----	0605	0605
Map Prachan	54	33	-----	-----	-----		-----	-----	0610	0610
Ban Ma	58	36	-----	-----	-----		-----	-----	0616	0616
Ayutthaya	62	38	0459	0525	0550	0550	0558	0645	0624	0624
Ban Pho	70	43	-----	-----	-----	-----	0608	-----	0633	0633
Bang Pa-in	75	46	-----	-----	-----	0602	0615	-----	0639	0639
Khlong Phutsa	81	50	-----	-----	-----	0608	0623	-----	0647	0647
Chiang Rak Noi	87	53	-----	-----	-----	0615	0631	-----	0654	0654
Nawa Nakhon	89	55	-----	-----	-----	-----	0635	-----	0658	0658
Thammasat University	93	57	-----	-----	-----	-----	-----	-----	0704	0704
Chiang Rak	95	59	-----	-----	-----	0624	0644	-----	0708	0708
Khlong Nueng	99	61	-----	-----	-----	-----	0650	-----	0714	0714
Rangsit	103	64	0546	0615	0643	0632	0656	0727	0720	0720
Khlong Rangsit	104	64	-----	-----	-----	-----	0701	-----	0724	0724
Lak Hok	105	65	-----	-----	-----	-----	-----	-----	0727	0727
Don Muang	111	68	0558	0627	0654	0643	0711	0736	0734	0734
Talat Mai Don Muang	112	69	-----	-----	-----	-----	0718	-----	-----	-----
Kan Kheha Km. 19	113	70	-----	-----	-----	0648	-----	-----	0740	0740
Lak Si	115	71	0606	0637	0704	0653	0722	0744	0744	0744
Thung Song Hong	118	73	-----	-----	-----	0658	0728	-----	0749	0749
Bang Khen	120	74	0616	0647	0714	0703	0734	0751	0754	0754
Nikhom Rophai Km. 11	123	76	-----	0654	-----	0709	0740	-----	0800	0800
Bang Sue Junction	125	77	0628	0701	0728	0716	0750	0804	0808	0808
Sam Sen	128	79	0638	0710	0738	0726	0759	0813	0817	0817
Ramathibodi Hospital	129	80	-----	-----	-----	0730	0804	-----	0821	0821
Yommaraj	131	81	-----	-----	-----	0739	0811	-----	0829	0829
Bangkok	133	82	0650	0730	0800	0750	0820	0830	0840	0840

Com = Commuter DRC = Diesel Rail Car Exp = Express Sp = Special Ex = Except Sa = Saturday Su = Sunday H = Holidays
 All times listed are departure times except underlined times are arrival times.

Northern and Northeastern Lines Combined Timetable • Kaeng Khoi Junction and Lop Buri to Bangkok

Train Number			302	318	208	304	340	212	202	234	72
			Com-muter	Com-muter	Ordinary	Com-muter	Com-muter	Ordinary	Mixed	Mixed	Express DRC
Class			3	3	3	3	3	2 • 3	2 • 3	3	2 • 3
Days of Operation	Km.	Miles	H only	Ex Sa Su H	Daily	Daily	Ex Sa Su H	Daily	Daily	Daily	Daily
Kaeng Khoi Junction	0	0					0845			1136	1228
Nong Bua	6	4					0853			1145	----
Saraburi	12	8			from		0859	from	from	1151	1241
Ban Pok Paek	18	12			Nakhon		0905	Taphan	Phitsa-	1158	----
Nong Sida	22	14			Sawan		0910	Hin	nulok	1203	----
Nong Saeng	27	17					0915			1209	----
Nong Kuai	30	19					0918			1212	----
Lop Buri	0	82	0515	0600	0705	0800		0919	1104		
Ban Pa Wai	5	3	0522	0606	0713	0806		-----	1111		
Ban Klap	11	6	0529	0612	0720	0811		-----	1117		
Nong Don	16	10	0536	0617	0726	0817		0938	1123		
Ban Mo	24	15	0544	0624	0734	0823		0946	1131		
Tha Ruea	30	18	0551	0630	0741	0829		0953	1138		
Ban Plak Raet	34	20	0556	-----	-----	0834		-----	-----		
Nong Wiwat	37	22	0601	0637	0751	0837		1000	1145		
Don Ya Nang	40	24	0606	-----	-----	-----	▼	-----	-----	▼	▼
Ban Phachi Junction	43	26	0612	0646	0803	0843	0924	1008	1153	1219	1257
Phra Kao	48	29	0620	-----	0811	-----	-----	-----	1200	-----	-----
Ban Don Klang	51	31	0625	-----	-----	-----	-----	-----	-----	1229	-----
Map Prachan	54	33	0630	-----	0818	-----	-----	-----	1207	-----	-----
Ban Ma	58	36	0636	-----	-----	-----	-----	-----	1213	-----	-----
Ayutthaya	62	38	0643	0711	0827	0901	0941	1028	1218	1240	1317
Ban Pho	70	43	0652	-----	0836	-----	-----	-----	1227	-----	-----
Bang Pa-in	75	46	0658	0722	0842	0912	0952	1040	1232	1251	-----
Khlong Phutsa	81	50	0705	0728	0848	-----	-----	-----	1239	-----	-----
Chiang Rak Noi	87	53	0712	0733	0855	-----	-----	-----	1246	-----	-----
Nawa Nakhon	89	55	-----	-----	-----	-----	-----	-----	-----	-----	-----
Thammasat University	93	57	-----	-----	0901	-----	-----	-----	1252	-----	-----
Chiang Rak	95	59	0722	0743	0905	-----	-----	-----	1256	-----	-----
Khlong Nueng	99	61	0728	-----	-----	-----	-----	-----	-----	-----	-----
Rangsit	103	64	0734	0751	0914	0933	1012	1110	1303	1315	1346
Khlong Rangsit	104	64	0738	-----	-----	0937	1015	-----	1307	-----	-----
Lak Hok	105	65	0741	-----	-----	-----	-----	-----	-----	-----	-----
Don Muang	111	68	0748	0801	0924	0943	1022	1119	1314	1326	1357
Talat Mai Don Muang	112	69	-----	-----	-----	-----	-----	-----	-----	-----	-----
Kan Kheha Km. 19	113	70	0754	0805	-----	-----	-----	-----	-----	-----	-----
Lak Si	115	71	0758	0810	0932	0949	1026	1126	1320	1333	1404
Thung Song Hong	118	73	0803	0815	-----	-----	-----	-----	-----	-----	-----
Bang Khen	120	74	0808	0821	0942	0956	1031	1132	1328	1340	1412
Nikhom Rophai Km. 11	123	76	0813	0828	0949	1000	1036	1139	1335	1345	1418
Bang Sue Junction	125	77	0821	0838	0957	1008	1042	1146	1343	1352	1423
Sam Sen	128	79	0831	0847	1006	1017	1051	1155	1352	1403	1432
Ramathibodi Hospital	129	80	0834	0851	-----	-----	-----	-----	-----	-----	-----
Yommaraj	131	81	-----	0059	-----	-----	-----	-----	-----	-----	-----
Bangkok	133	82	0850	0905	1020	1035	1110	1210	1405	1415	1450

Com = Commuter DRC = Diesel Rail Car Exp = Express Sp = Special Ex = Except Sa = Saturday Su = Sunday H = Holidays
All times listed are departure times except underlined times are arrival times..

Northern and Northeastern Lines Combined Timetable • Kaeng Khoi Junction and Lop Buri to Bangkok

Train Number			106	76	112	136	12	210	102	146	22
Type of Train			Rapid DRC	Express DRC	Rapid	Rapid	Sp Exp DRC	Ordinary	Rapid	Rapid	Sp Exp DRC
Class			2 • 3	2 • 3	2 • 3	2 • 3	2	3	2 • 3	2 • 3	2
Days of Operation	Km.	Miles	Daily	Daily	Daily	Daily	Daily	Daily	Daily	Daily	Daily
Kaeng Khoi Junction	0	0		1442		1530				1750	2053
Nong Bua	6	4		-----		-----				-----	-----
Saraburi	12	8	from	1454	from	1545	from	from	from	1805	2106
Ban Pok Paek	18	12	Sila At	-----	Den	-----	Chiang	Ban	Chiang	1813	-----
Nong Sida	22	14		-----	Chai	-----	Mai	Takhli	Mai	1819	-----
Nong Saeng	27	17		-----		1600				1826	-----
Nong Kuai	30	19		-----		-----				1831	-----
Lop Buri	0	82	1227		1448		1805	1727	1755		
Ban Pa Wai	5	3	-----		-----		-----	1734	-----		
Ban Klap	11	6	-----		-----		-----	1741	-----		
Nong Don	16	10	-----		1504		-----	1748	-----		
Ban Mo	24	15	1248		1511		-----	1756	1828		
Tha Ruea	30	18	1256		1519		-----	1803	1836		
Ban Plak Raet	34	20	-----		-----		-----	1807	-----		
Nong Wiwat	37	22	-----		1527		-----	1811	-----		
Don Ya Nang	40	24	-----	▼	-----	▼	-----	1815	-----	▼	▼
Ban Phachi Junction	43	26	1308	1514	1535	1609	-----	1820	1852	1839	-----
Phra Kao	48	29	-----	-----	1544	-----	-----	1828	-----	-----	-----
Ban Don Klang	51	31	-----	-----	-----	-----	-----	-----	-----	-----	-----
Map Prachan	54	33	-----	-----	-----	-----	-----	1835	-----	-----	-----
Ban Ma	58	36	-----	-----	-----	-----	-----	1841	-----	-----	-----
Ayutthaya	62	38	1328	1530	1605	1637	1853	1847	1914	1905	2146
Ban Pho	70	43	-----	-----	-----	-----	-----	1856	-----	-----	-----
Bang Pa-in	75	46	1340	-----	1620	-----	-----	1901	-----	1918	-----
Khlong Phutsa	81	50	-----	-----	-----	-----	-----	1908	-----	-----	-----
Chiang Rak Noi	87	53	-----	-----	-----	-----	-----	-----	-----	-----	-----
Nawa Nakhon	89	55	-----	-----	-----	-----	-----	1917	-----	-----	-----
Thammasat University	93	57	-----	-----	-----	-----	-----	1922	-----	-----	-----
Chiang Rak	95	59	-----	-----	1645	-----	-----	1926	-----	1939	-----
Khlong Nueng	99	61	-----	-----	-----	-----	-----	-----	-----	-----	-----
Rangsit	103	64	1403	1604	1652	1726	1920	1935	1958	1948	2219
Khlong Rangsit	104	64	-----	-----	-----	-----	-----	1938	-----	-----	-----
Lak Hok	105	65	-----	-----	-----	-----	-----	-----	-----	-----	-----
Don Muang	111	68	1413	1614	1703	1740	1927	1944	2009	1956	2228
Talat Mai Don Muang	112	69	-----	-----	-----	-----	-----	-----	-----	-----	-----
Kan Kheha Km. 19	113	70	-----	-----	-----	-----	-----	-----	-----	-----	-----
Lak Si	115	71	1420	1622	1711	1749	-----	1951	2017	2004	2236
Thung Song Hong	118	73	-----	-----	-----	-----	-----	-----	-----	-----	-----
Bang Khen	120	74	1427	1631	1719	1758	-----	1959	2025	2012	2243
Nikhom Rophai Km. 11	123	76	1433	-----	1727	1805	-----	2004	2031	2018	-----
Bang Sue Junction	125	77	1440	1644	1734	1814	1958	2012	2039	2030	2255
Sam Sen	128	79	1449	1654	1744	1825	2008	2022	2049	2041	2304
Ramathibodi Hospital	129	80	-----	-----	-----	-----	-----	-----	-----	-----	-----
Yommaraj	131	81	-----	-----	-----	-----	-----	-----	-----	-----	-----
Bangkok	133	82	1505	1710	1800	1840	2025	2035	2110	2100	2315

Com = Commuter DRC = Diesel Rail Car Exp = Express Sp = Special Ex = Except Sa = Saturday Su = Sunday H = Holidays
All times listed are departure times except underlined times are arrival times.

EASTERN LINE



Aranyaprathet station.

Km.	Location (Population)	Notes
0.2	Bangkok (6,942,751)	Yommaraj, junction with Northern Line.
5.2	Makkasan	Junction with Mae Nam Branch to Port of Bangkok (freight service only).
15.4	Hua Mak	Triple track between Hua Mak and Chachoengsao Junction.
33.9	Lat Krabang ICD	Inland Container Depot
61.0	Chachoengsao Junction (49,866)	Junction with Sattahip Branch to the south. Single track eastward.
85.6	Khlong Sip Kao Junction	Junction with Kaeng Khoi Line to the north (freight service only).
121.8	Prachin Buri (19,110)	Khao Yai National Park; Chaophraya Abhaibhubejhr Hospital.
161.3	Kabin Buri (14,865)	
254.5	Aranyaprathet (15,800)	Cambodian Border (open 0700 - 2000 daily).

Km.	Location (Population)	Notes
61.0	Chachoengsao Junction (49,866)	Double track to Si Racha Junction
107.8	Chon Buri (174,384)	Station is located outside of town.
130.6	Si Racha Junction (141,400)	Branch line to the port of Laem Chabang (5.7 km., freight service only).
155.1	Pattaya (117,000)	Large resort city on the Gulf of Thailand.
180.0	Khao Chichan Junction	Branch line to Map Ta Phut (20.5 km., freight service only).
184.0	Ban Plu Ta Luang	Line is out of service between Ban Plu Ta Luang and Sattahip.



Eastern Line • Eastward (Outbound) Trains

Train Number			379	275	376	283	285	281	367
Type of Train			Com-muter	Ordinary	Com-muter	Ordinary	Ordinary	Ordinary	Ordinary
Class			3	3	3	3	3	3	3
Services			--	--	--	--	--	--	--
Days of Operation			Ex Sa Su H	Daily	Ex Sa Su H	Ex Sa Su H	Sa Su	Daily	Daily
	Km.	Miles							
Bangkok	0	0	0415	0555		0655	0655	0800	1010
Yommaraj	2	1	-----	-----	(note)	-----	-----	-----	1017
Urophong	3	2	-----	-----	0639	-----	-----	-----	1020
Phayathai	4	2		0610	0643	0708	0708	0811	1023
Ratchaprarop	5	3	-----	-----	-----	-----	-----	-----	-----
Makkasan	5	3	0430	0620	0651	0716	0716	0816	1030
Asoke	7	4	-----	0626	0655	0722	0722	0820	1034
Khlong Tan	10	6	-----	0636	0700	0740	0740	0826	1040
Sukhumvit 71	11	7	-----	-----	0704	-----	-----		1043
Hua Mak	15	9	-----	0643	0711	0749	0749	0835	1049
Bang Thap Chang	21	13	-----	0648	0719	0757	0757	0844	1056
Soi Wat Lan Bun	24	15	-----	-----	0724	-----	-----	-----	-----
Lat Krabang	27	17	-----	0655	0731	0806	0806	0851	1102
Phra Chomklao	30	19	-----	0700	0738	0810	0810	0855	1107
Hua Takhe	31	19	<u>0510</u>	0703	<u>0740</u>	0814	0814	0857	1109
Khlong Luang Phaeng	40	25		0711		0824	0824	0906	1118
Khlong Udom Chonlachhon	43	27		0715		0829	0829	0910	-----
Preng	47	29		0719		0834	0834	0914	1125
Khlong Khwaeng	51	32		0724		0840	0840	-----	1131
Khlong Bang Phra	54	34		0728		0846	0846	0923	1135
Bang Toei	57	35		0731		0851	0851	-----	1140
Chachoengsao Junction	61	38		0740		0859	<u>0856</u>	0932	<u>1145</u>
Bang Nam Prio	79	49		0801				0953	
Bang Sang	102	63		0833				1021	
Ban Pak Phli	115	72		0850				1036	
Prachin Buri	122	76		0858				1046	
Prachantakham	138	85		0916				1106	
Kabin Buri	161	100		0948				<u>1135</u>	
Ban Kaeng	190	118		1018					
Sa Kaeo	205	125		1034					
Watthana Nakhon	234	145		1106					
Aranyaphrathet	255	158		<u>1135</u>		▼			
Don Si Non	76	47				0916			
Pan Thong	92	58				0931			
Chon Buri	108	67				0949			
Si Racha Junction	131	81				1013			
Bang Lamung	144	89				1025			
Pattaya	155	96				1035			
Yanasangwararam	171	106				1051			
Ban Plu Ta Luang	184	114				<u>1120</u>			

All stations are listed between Bangkok and Chachoengsao Junction. Between Chachoengsao Junction and Aranyaphrathet and between Chachoengsao Junction and Ban Plu Ta Luang principal stations are listed and lesser stations omitted.

No. 376 originates at Rangsit on the Northern Line and does not serve Bangkok (see page 48 for schedule).

Com = Commuter Ex = Except Sa = Saturday Su = Sunday H = Holidays

Eastern Line • Eastward (Outbound) Trains

Train Number	389	279	277	391	383	371	385	381
Type of Train	Com DRC	Ord. DRC	Ordinary	Com DRC	Com-muter	Com-muter	Com DRC	Com-muter
Class	3	3	3	3	3	3	3	3
Services	--	--	--	--	--	--	--	--
Days of Operation	Daily	Daily	Daily	Daily	Ex Sa Su H	Daily	Ex Sa Su H	H see note
Bangkok	1210	1305	1525	1635	1700	1740	1825	1825
Yommaraj	-----	-----	1536	-----	-----	-----	-----	-----
Urophong	-----	-----	1538	1643	1709	1749	1833	1834
Phayathai	1220	1313	1541	1646	1712	1753	1835	1837
Ratchaparop	-----	-----	-----	-----	-----	-----	-----	-----
Makkasan	1228	1317	1545	1654	1718	1802	1840	1843
Asoke	1232	1320	1548	1658	1723	1806	1843	1847
Khlong Tan	1237	1324	1552	1702	1729	1811	1847	1852
Sukhumvit 71	-----	-----	1554	-----	1733	1813	1849	1856
Hua Mak	1244	1330	1559	1709	1740	1818	1854	1902
Bang Thap Chang	1250	1336	1605	1715	1747	1824	1900	1909
Soi Wat Lan Bun	-----	-----	1608	-----	1753	1829	1903	1913
Lat Krabang	1257	1342	1612	1722	1758	1834	1907	1917
Phra Chomklao	1301	1346	1616	1726	1804	1839	1911	1922
Hua Takhe	1304	1348	1618	1730	1807	1842	1913	1924
Khlong Luang Phaeng	1311	1355	1624	1737	1817	1851	1920	1933
Khlong Udom Chonlachhon	-----	1359	1627	-----	1823	1856	-----	1937
Preng	1317	1402	1630	1743	1828	1901	1926	1940
Khlong Khwaeng	-----	-----	1634	-----	1834	1906	1930	1945
Khlong Bang Phra	1323	1408	1637	1749	1839	1911	1934	1949
Bang Toei	-----	-----	1640	-----	1844	1916	-----	-----
Chachoengsao Junction	<u>1330</u>	1421	1644	<u>1755</u>	<u>1850</u>	1924	<u>1940</u>	<u>1955</u>
Bang Nam Prio		1436	1659			1942		
Bang Sang		1501	1721			2010		
Ban Pak Phli		1514	1734			2025		
Prachin Buri		1522	1741			<u>2032</u>		
Prachantakham		1539	1756					
Kabin Buri		1612	<u>1820</u>					
Ban Kaeng		1637						
Sa Kaeo		1650						
Watthana Nakhon		1714						
Aranyaphrathet		<u>1735</u>						

All stations are listed between Bangkok and Chachoengsao Junction. Between Chachoengsao Junction and Aranyaphrathet principal stations are listed and lesser stations omitted.

Note: No. 381 operates on holidays when the following day is a working day.
Com = Commuter Ex = Except Sa = Saturday Su = Sunday H = Holidays

Railway services between Thailand and present day Cambodia operated from 1942 - 1946, 1955 - 1958, 1959 - 1961 and 1970 - 1974. Services were discontinued on 2 July 1974 due to the Khmer Rouge violence in Cambodia. Much of Cambodia's railway infrastructure was destroyed under Khmer Rouge reign between 1974 and 1979. Rehabilitation of Cambodia's railway system has begun and service with Thailand may resume in 2013 or 2014.

Eastern Line • Westward (Inbound) Trains

Train Number			380	384	372	388	378	278	958	280
Type of Train			Com-muter	Com-muter	Com-muter	Com DRC	Com-muter	Ordinary	Com-muter	Ord. DRC
Class			3	3	3	3	3	3	3	3
Services			--	--	--	--	--	--	--	--
Days of Operation			Ex Sa Su H	Ex Sa Su H	Daily	Daily	Ex Sa Su H	Daily	Daily	Daily
	Km.	Miles								
Aranyaphrathet	0	158								0640
Watthana Nakhon	21	13								0704
Sa Kaeo	50	23								0733
Ban Kaeng	65	40								0751
Kabin Buri	94	58						0630		0823
Prachantakham	117	82						0701		0853
Prachin Buri	138	73			0500			0719		0921
Ban Pak Phli	140	86			0508			0725		0927
Bang Sang	153	95			0526			0743		0941
Bang Nam Priao	176	109			0558			0812		1004
Chachoengsao Junction	194	120		0545	0619	0705		0831		1022
Bang Toei	198	123		0550	0625	-----		0837		1029
Khlong Bang Phra	201	124		0555	0630	0712		0841		1033
Khlong Khwaeng	204	126		0600	0634	-----		0847		1038
Preng	208	129		0606	0641	0719		0852		1044
Khlong Udom Chonlachhon	212	131		0611	0645	-----		0856		1050
Khlong Luang Phaeng	215	133		0616	0650	0727		0901		1056
Hua Takhe	224	139	0600	0626	0701	0735	0805	0911	0940	1107
Phra Chomklao	225	139	-----	0628	0704	0737	0807	0914	0943	1110
Lat Krabang	228	141	0607	0634	0710	0742	0814	0920	1003	1115
Soi Wat Lan Bun	231	143	-----	0638	0714	-----	0820	0926	1008	-----
Bang Thap Chang	234	145	0613	0643	0719	0750	0826	0932	1013	1122
Hua Mak	240	149	0622	0650	0728	0756	0834	0939	1021	1129
Sukhumvit 71	244	151	0629	0656	0734	0802	0841	-----	1028	-----
Khlong Tan	245	152	0635	0702	0739	0805	0845	0948	1041	1138
Asoke	248	154	0641	0708	0746	0810	0851	0953	1047	1144
Makkasan	250	155	0649	0718	0751	0816	0857	0958	1052	1148
Ratchaprarop	250	155	-----	-----	-----	-----	-----	-----	-----	-----
Phayathai	251	156	0656	0726	0758	0821	0903	1005	-----	1153
Urophong	252	156	0700	0730	0802	-----	0908	-----	-----	-----
Yommaraj	253	157	0703	0734	0807	0827	0913	-----	-----	-----
Bangkok	255	158	0710	0745	0815	0835	0920	1015	1105	1205

Cambodia Tour Package

Angor Wat • Siem Raep
Three Days and Two Nights
Sightseeing • Meals • Shopping
Via Train between Bangkok and Aranyprathet*
Air Conditioned Motor Coach in Cambodia
Adults 7,500 Baht
Children 5,200 Baht

State Railway of Thailand
*** Third class fan seating on trains**



Eastern Line • Westward (Inbound) Trains

Train Number	368	390	282	284	286	276	394	386
Type of Train	Com	Com DRC	Ordinary	Ordinary	Ordinary	Ordinary	Com	Com DRC
Class	3	3	3	3	3	3	3	3
Services	--	--	--	--	--	--	--	--
Days of Operation	Daily	Daily	Daily	Ex Sa Su	Sa Su	Daily	H see note	Ex Sa Su H
Aranyaphrathet						1355		
Watthana Nakhon						1418		
Sa Kaeo						1450		
Ban Kaeng						1506		
Kabin Buri			1325			1539		
Prachantakham			1356			1611		
Prachin Buri			1416			1630		
Ban Pak Phli			1424			1641		
Bang Sang			1440			1700		
Bang Nam Prio			1511			1738		
Ban Plu Ta Luang				1335				
Yanasangwararam				1357				
Pattaya				1421				
Bang Lamung				1432				
Si Racha Junction				1452				
Chon Buri				1521				
Pan Thong				1544				
Don Si Non			▼	1600		▼		
Chachoengsao Junction	1235	1405	1534	1620	1620	1800	1925	2005
Bang Toei	1240	-----	-----	1627	1627	1807	-----	-----
Khlong Bang Phra	1244	1412	1542	1633	1633	1813	1933	2012
Khlong Khwaeng	1249	-----	-----	1639	1639	1820	-----	-----
Preng	1255	1419	1551	1647	1647	1828	1941	2021
Khlong Udom Chonlachhon	1300	-----	-----	1653	1653	1835	-----	-----
Khlong Luang Phaeng	1305	1427	1600	1700	1700	1842	1950	2029
Hua Takhe	1316	1435	1609	1711	1711	1855	1959	2038
Phra Chomkloao	1318	1437	1612	1713	1713	1857	2002	2040
Lat Krabang	1323	1442	1618	1720	1720	1904	2007	2045
Soi Wat Lan Bun	-----	-----	-----	1726	1726	-----	-----	-----
Bang Thap Chang	1330	1450	1626	1732	1732	1913	2014	2052
Hua Mak	1337	1456	1633	1740	1740	1921	2021	2059
Sukhumvit 71	1342	-----	-----	1747	1747	-----	2027	2105
Khlong Tan	1345	1503	1642	1751	1751	1929	2030	2108
Asoke	1350	1508	1648	1757	1757	1936	2035	2112
Makkasan	1354	1512	1655	1807	1807	1940	2039	2116
Ratchaprarop	-----	-----	-----	-----	-----	-----	-----	-----
Phayathai	1359	1518	1700	1814	1814	1946	2044	2121
Urophong	1402	-----	-----	1818	1818	-----	2047	2123
Yommaraj	1404	-----	-----	-----	-----	-----	2049	2125
Bangkok	1410	1525	1715	1825	1825	1955	2055	2130

Note: No. 394 operates on holidays when the next day is a work day.

All stations are listed between Bangkok and Chachoengsao Junction. Between Chachoengsao Junction and Aranyaphrathet and between Chachoengsao Junction and Ban Plu Ta Luang principal stations are listed and lessor stations omitted. Com = Commuter Ex = Except Sa = Saturday Su

Train Equipment • Eastern and Southern Lines

Trains	Between	ANF	ANS	BNS	ASC	BSC	BST	ATC	BTC	ARC	BRC	APN	BPD
35 - 36	Bangkok - Hat Yai Junction	●	●	-	-	-	-	-	-	●	-	-	-
35 - 36	Hat Yai Jct. - Butterworth, Malaysia	-	●	-	-	-	-	-	-	-	-	-	-
37 - 38	Bangkok - Sungai Kolok	●	●	-	-	●	-	-	●	-	●	-	-
39 - 40	Bangkok - Surat Thani	-	-	-	-	-	-	-	-	-	-	●	-
41 - 42	Bangkok - Yala	-	-	-	-	-	-	-	-	-	-	●	-
43 - 44	Bangkok - Surat Thani	-	-	-	-	-	-	-	-	-	-	●	-
83 - 84	Bangkok - Trang	●	●	-	-	●	-	-	●	-	●	-	-
85 - 86	Bangkok - Nakhon Si Thammarat	●	●	●	-	●	-	-	●	-	●	-	-
167 - 168	Bangkok - Kantang	-	●	●	-	●	-	-	●	-	●	-	-
169 - 170	Bangkok - Yala	-	●	●	-	●	-	-	●	-	●	-	-
171 - 172	Bangkok - Sungai Kolok	-	●	●	-	●	-	-	●	-	●	-	-
173 - 174	Bangkok - Nakhon Si Thammarat	-	●	●	-	●	-	-	●	-	●	-	-
175 - 176	Hat Yai Junction - Sungai Kolok	-	-	-	-	-	-	-	●	-	-	-	-
177 - 178	Thonburi (Bangkok Noi) - Lang Suan	-	-	-	-	-	●	-	●	-	-	-	-
200 series	[except as below]	-	-	-	-	-	-	-	●	-	-	-	-
254 - 255	Thonburi (Bangkok Noi) - Lang Suan	-	-	-	-	-	●	-	●	-	-	-	-
279 - 280	Bangkok - Aranyaphrathet	-	-	-	-	-	-	-	-	-	-	-	●
300 series	[except as below]	-	-	-	-	-	-	-	●	-	-	-	-
355 - 356	Bangkok - Suphan Buri	-	-	-	-	-	-	-	-	-	-	-	●
385 - 386	Bangkok - Chachoengsao Junction	-	-	-	-	-	-	-	-	-	-	-	●
388 - 389	Bangkok - Chachoengsao Junction	-	-	-	-	-	-	-	-	-	-	-	●
390 - 391	Bangkok - Chachoengsao Junction	-	-	-	-	-	-	-	-	-	-	-	●
400 series	All trains	-	-	-	-	-	-	-	●	-	-	-	-
901 - 902	Bangkok - Nam Tok Sai Yok Noi	-	-	-	-	-	-	-	-	-	-	●	●
911 - 912	Bangkok - Suan Son Pridipat	-	-	-	-	-	-	-	-	-	-	●	●
919 - 920	Thonburi (Bangkok Noi) - Salaya	-	-	-	-	-	-	-	-	-	-	-	●
953 - 954	Hat Yai Jct. - Kuala Lumpur, Malaysia	●	●	-	●	-	-	●	-	-	-	-	-
4300 series	Thonburi (Wong Wian Yai) - Maha Chai Except: 4320 through 4329	-	-	-	-	-	-	-	-	-	-	-	●
4300 series	Ban Laem - Mae Khlong	-	-	-	-	-	-	-	-	-	-	-	●

ANF Air Conditioned Sleeper / Day Coach (1st Class)
 ANS Air Conditioned Sleeper / Day Coach (2nd Class)
 BNS Fan Cooled Sleeper / Day Coach (2nd Class)
 ASC Air Conditioned Coach (2nd Class)
 BSC Fan Cooled Coach (2nd Class)
 BTC Fan Cooled Coach (2nd and 3rd Class)
 ATC Air Conditioned Coach (3rd Class)
 BSC Fan Cooled Coach (3rd Class)
 ARC Air Conditioned Restaurant Car
 BRC Fan Cooled Restaurant Car
 APN Air Conditioned Diesel Rail Car
 BPD Fan Cooled Diesel Rail Car

This table shows equipment normally assigned to trains.

ANF, ANS, and BNS car types are also referred to as sleeping cars.

There are several designators for Diesel Rail Cars. For simplicity APN refers to any air conditioned equipment, BPD for any fan cooled equipment.

The following trains have light meal, refreshment and beverage service:
 39, 40, 41, 42, 43, 44, 901, 902, 911, 912.

Trains 953 and 954 are Malaysian Railways (KTM) Trains 20 and 21 and operate with KTM equipment. In Malaysia these trains carry 1st Class Sleeping Cars, 2nd Class Sleeping Cars, 2nd Class Coaches, 3rd Class Coaches and Buffet Car.

4300 series trains with air conditioned Diesel rail Car:
 4320, 4321, 4322, 5323, 4324, 4325, 4326, 4327, 4328, 4329.



e-SRT

<http://www.thairailticket.com>

24 hour internet reservations and tickets
 Special Express - Express - Rapid Trains
 First - Second - Third Class
 Book 2 hours to 60 days in advance of travel
 Mastercard • Visa • Debit Card

SOUTHERN LINES



Train No. 255 at Hua Hin station.

Km.	Location (Population)	Notes
7.5	Bang Sue Junction (Bangkok 6,942,751)	Junction with the Northern Line. There are two stations, No. 1 serving the Northern Line and No. 2 the Southern Line. SRT has a major freight yard and locomotive shop here.
13.2	Rama VI Bridge	460 meter bridge over Chao Phraya River.
0.0	Thonburi	Independent city until merged into Bangkok 1972. Capital of Siam 1767-1782.
6.1	Tailing Chan Junction	Junction with Rama VI Bridge Line (Km. 22.1 = Km. 6.1).
48.1	Nakhon Pathom (120,657)	Phra Pathom Chedi, Buddhist temple, tallest stupa in the world (127 meters).
64.2	Nong Pladuk Junction	Km. 64.5 Suphan Buri Branch; Km. 67.3 Nam Tok Branch
101.3	Ratchaburi (128,746)	Damnoen Saduak Floating Market.
213.0	Hua Hin (50,169)	Seaside resort and part time residence of the Royal Family.
302.3	Prachaup Khiri Khan (27,700)	Small city surrounded by beautiful beaches and featuring excellent seafood.
376.5	Bang Saphan Yai	Small city popular with Thai tourists on the weekends and holidays.
468.5	Chumphon (81,711)	Southern Lines Northern Section Headquarters; Boat connection.
533.3	Lang Suan (11,822)	
631.0	Ban Thung Pho Junction	32.0 km. branch line to Khiri Rattanakom
635.0	Surat Thani (172,199)	Boat and bus connections; station located 14 km. from city center.
757.1	Thung Song Junction (27,358)	Branch line to Trang (72.2 km.) and Kantang (93.0 km.).
769.8	Chong Khao Tunnel	236 metre tunnel.
781.0	Khao Chum Thong Junction	35.0 km. branch line to Nakhon Si Thammarat.
846.0	Phattalung (47,347)	
928.6	Hat Yai Junction (223,507)	Southern Lines Southern Section Headquarters; 45.2 km. line to Padang Besar.
973.8	Padang Besar	Malaysian border. Primary rail connection between Thailand and Malaysia.
1009.2	Pattani (44,298)	Ta Chi Cape; Krue Se Mosque.
1036.7	Yala (99,954)	Predominately a university town known as "Thailand's cleanest city".
1099.5	Tanyong Mat (18,726)	Serves Narathiwat (20 km. from station).
1143.0	Sungai Kolok (40,448)	Malaysian border. No passenger service connection with Malaysian Railways.



State Railway
of Thailand



THAILAND - MALAYSIA - SINGAPORE INTERNATIONAL SERVICE

International Express Bangkok • Hat Yai Junction • Butterworth (Penang)

No. 35	International Express	No. 36
Lv 1445	BANGKOK	Ar 1030
Lv 1500	SAM SEN	Ar 1015
Lv 1509	BANG SUE JUNCTION	Ar 1006
Lv 2245	CHUMPHON	Ar 0223
Lv 0126	SURAT THANI	Ar 2354
Lv 0855	HAT YAI JUNCTION	Ar 1830
Ar 1351 Δ	BUTTERWORTH	Lv 1420 Δ

First Class and Second Class Day and Night Coaches • Air Conditioned Restuarant Car (Bangkok - Hat Yai Junction)
Air Conditioned Second Class Day and Night Coaches (Hat Yai Junction - Butterworth)

Malaysian Railways (KTMB) Senandung Langkawi Express Express Sinaran Selatan

No. 21	Senandung Langkawi Express	No. 20
Lv 1600	HAT YAI JUNCTION	Ar 0927
Lv 1947 Δ	ALOR SETAR	Lv 0716 Δ
Lv 0153 Δ	IPOH	Lv 0042 Δ
Ar 0530 Δ	KUALA LUMPUR	Lv 2120 Δ
No. 13	Express Sinaran Selatan	No. 12
Lv 0900 Δ	KUALA LUMPUR	Ar 2025 Δ
Lv 1204 Δ	GEMAS	Lv 1729 Δ
Lv 1527 Δ	JOHOR BAHRU	Lv 1350 Δ
Ar 1600 ◇	WOODLANDS	Lv 1345 ◇

Δ Malaysia (one hour ahead of Thai time)

◇ Singapore (one hour ahead of Thai time)

Woodlands is located 30 km. north of downtown Singapore (connection via SMRT bus and train)

State Railway of Thailand

24 Call Center 1690 • Internet ticketing <http://www.thairailticket.com/esrt/>

Malaysian Railways (KTMB Intercity)

Internet ticketing <https://intranet.KTM.com.my/e-ticket/>

SMRT Trains and Busses

<http://www.smrt.com.sg/main/>

Southern Lines • Southward (Outbound) Trains

Train Number			453	175	463	451	447	455	445	953	457	485
Type of Train			Local	Rapid	Local	Local	Local	Local	Mixed	Express (note)	Local	Mixed
Class			3	2 • 3	3	3	3	3	3	1 • 2 3	3	3
Services			--	--	--	--	--	--	--	☉ ✕ 🛏	--	--
Days of Operation			Daily	Daily	Daily	Daily	Daily	Daily	Daily	Daily	Daily	Daily
	Km.	Mi.										
Bangkok (Hua Lamphong)	0	0										
Sam Sen	4	2										
Bang Sue Junction	8	5										
Bang Bamru	18	11										
Thonburi (Bangkok Noi)	---	---										
Taling Chan Junction	22	14										
Salaya	35	22										
Nakhon Pathom	64	40										
Nong Pladuk Junction	80	50										0435
Kanchanaburi	133	83										0607
Nam Tok	210	130										<u>0820</u>
Ban Pong	84	52										
Ratchaburi	117	73										
Phetchaburi	167	104										
Hua Hin	229	142										
Prachuap Khiri Khan	318	198										
Ban Krut	377	234										
Bang Saphan Yai	393	244										
Map Ammarit	437	272										
Chumphon	485	301							0630			
Lang Suan	549	341							0748			
Chaiya	614	382							0901			
Surat Thani	651	405					0613		0946			
Na San	690	429					0717		1035			
Thung Song Junction	773	480					0907		1219			
Trang	845	525					↓		↓			
Kantang	866	538					↓		↓			
Nakhon Si Thammarat	832	517				0600	↓	0958	↓		1415	
Phattalung	862	536			0602	0822	1123	1224	1420		<u>1655</u>	
Hat Yai Junction	943	586		0630	0755	1018	1312	1433	<u>1650</u>	1600		
Padang Besar, Malaysia	990	615		↓	↓	↓	↓	↓		<u>1755</u>		
Butterworth, Malaysia	1161	721		↓	↓	↓	↓	↓		↓		
Kuala Lumpur, Malaysia	1549	963		↓	↓	↓	↓	↓		<u>0530</u>		
Chana	981	610		0700	0833	1056	1357	1517				
Pattani	1025	637		0739	0919	1145	1448	1616				
Yala	1054	655	0630	0806	0958	1227	1545	<u>1710</u>				
Ruso	1087	675	0708	0843	1043	1311	1635					
Tanyong Mat	1116	693	0744	0914	1116	1348	1710					
Sungai Kolok	1159	720	<u>0840</u>	<u>1000</u>	<u>1210</u>	<u>1450</u>	<u>1800</u>					

Times in italics are Malaysian Time (one hour ahead of Thai time. See page 66 for additional trains between Thonburi and Salaya.

Note: Train No. 953 is Malaysian Railways (KTM) Train No. 21.

Com Commuter Train Ex Except

DRC Diesel Rail Car Sa Saturdays

Exp Express Su Sundays

SP Special H Holidays

---- Train does not stop at this station.

☉ Full meal service

🛏 Refreshments / Light Meals

🛏 Sleeping car service

☉ Train has one or more air conditioned cars assigned.

This timetable shows train service at principal stations only. For complete timetables listing all stations refer to State Railway of Thailand web site.

Times shown are departure times except those underlined are arrival times. See travel warning on page 3.

Southern Lines • Southward (Outbound) Trains

Train Number			255	489	257	43	261	251	259	171	35	37
Type of Train			Ordinary	Mixed	Ordinary	SP Exp DRC	Ordinary	Mixed	Ordinary	Rapid	Special Express	Special Express
Class			2 • 3	3	3	2	3	3	3	2 • 3	1 • 2	1 • 2 • 3
Services			--	--	---	☼ ☕	--	--	--	☼ ✕ 🛏	☼ ✕ 🛏	☼ ✕ 🛏
Days of Operation			Daily	Daily	Daily	Daily	Daily	Daily	Daily	Daily	Daily	Daily
	Km.	Mi.										
Bangkok (Hua Lamphong)	0	0				0805	0920			1300	1445	1510
Sam Sen	4	2				0819	0933			1316	1500	1525
Bang Sue Junction	8	5				0827	0940	1245		1333	1509	1534
Bang Bamru	18	11				0844	0956	1307		1350	1526	1551
Thonburi (Bangkok Noi)	---	---	0730		0750	↓	↓	↓	1355	↓	↓	↓
Taling Chan Junction	22	14	0744		0804	----	1002	1317	1410	1355	----	----
Salaya	35	22	0800		0821	0857	1015	1333	1425	1409	1543	1609
Nakhon Pathom	64	40	0841		0902	0922	1048	1409	1503	1437	1611	1638
Nong Pladuk Junction	80	50	0906		0922	----	1105	1428	1522	----	----	----
Kanchanaburi	133	83	↓		1035	↓	↓	↓	1626	↓	↓	↓
Nam Tok	210	130	↓		1235	↓	↓	↓	1830	↓	↓	↓
Ban Pong	84	52	0911			0939	1110	1434		----	----	1658
Ratchaburi	117	73	0946			1004	1145	1532		1526	1701	1730
Phetchaburi	167	104	1031			1041	1235	1648		1611	1747	1815
Hua Hin	229	142	1147			1129	1335	1750		1717	1845	1913
Prachuap Khiri Khan	318	198	1328			1229		1920		1836	----	2036
Ban Krut	377	234	1446			1308				1929	----	----
Bang Saphan Yai	393	244	1505			1321				1946	2107	2143
Map Ammarit	437	272	1559			1356				----	----	----
Chumphon	485	301	1705			1441				2121	2245	2324
Lang Suan	549	341	1815			1530				2224	----	----
Chaiya	614	382				1618				2334	----	----
Surat Thani	651	405		1655		1645				0027	0126	0203
Khiri Ratthanikhom	678	421		1755						↓	↓	↓
Na San	690	429								0105	----	----
Thung Song Junction	773	480								0239	0322	0400
Trang	845	525								↓	↓	↓
Kantang	866	538								↓	↓	↓
Nakhon Si Thammarat	832	517								↓	↓	↓
Phattalung	862	536								0422	0506	0548
Hat Yai Junction	943	586								0645	0700	0735
Padang Besar, Malaysia	990	615								↓	0855	↓
Butterworth, Malaysia	1161	721								↓	1351	↓
Chana	981	610								0722		0812
Pattani	1025	637								0810		0858
Yala	1054	655								0848		0929
Ruso	1087	675								0924		1003
Tanyong Mat	1116	693								0956		1033
Sungai Kolok	1159	720								1045		1120

Times in italics are Malaysian Time (one hour ahead of Thai time. See page 66 for additional trains between Thonburi and Salaya. No. 255 also handles freight (cargo) between Prachuap Khiri Khan and Chumphon.

Com	Commuter Train	Ex	Except	☼	Full meal service
DRC	Diesel Rail Car	Sa	Saturdays	☕	Refreshments / Light Meals
Exp	Express	Su	Sundays	🛏	Sleeping car service
SP	Special	H	Holidays	☼	Train has one or more air conditioned cars assigned.
----	Train does not stop at this station.				

This timetable shows train service at principal stations only. For complete timetables listing all stations refer to State Railway of Thailand web site. Times shown are departure times except those underlined are arrival times. See travel warning on page 3.

Southern Lines • Southward (Outbound) Trains

Train Number			169	355	83	351	173	167	177	85	39**	41**
Type of Train			Rapid	Com	Express	Com	Rapid	Rapid	Rapid	Express	Sp Exp DRC	Sp Exp DRC
Class			2 • 3	3	1 • 2 • 3	3	2 • 3	2 • 3	2 • 3	1 • 2 • 3	2	2
Services			☒ ☒ ☒	--	☒ ☒ ☒	--	☒ ☒ ☒	☒ ☒ ☒	--	☒ ☒ ☒	☒ ☒	☒ ☒
Days of Operation			Daily	Daily	Daily	Daily	Daily	Daily	Daily	Daily	Daily	Daily
	Km.	Mi.										
Bangkok (Hua Lamphong)	0	0	1535	1640	1705		1735	1830		1930	2250	
Sam Sen	4	2	1551	1654	1721		1751	1845		1946	2305	
Bang Sue Junction	8	5	1608	1700	1730		1808	1854		1955	2313	
Bang Bamru	18	11	1625	1716	1747		1825	1911		2012	2330	
Thonburi (Bangkok Noi)	---	---	↓	↓	↓	1750	↓	↓	1930	↓	↓	
Taling Chan Junction	22	14	1631	1722	-----	1801	-----	-----	1945	-----	-----	
Salaya	35	22	1645	1736	1805	1818	1843	1929	2002	2030	2346	
Nakhon Pathom	64	40	1715	1809	1833	1854	1912	1958	2036	2059	0009	
Nong Pladuk Junction	80	50	-----	1829	-----	1913	-----	-----	-----	-----	-----	
Kanchanaburi	133	83	↓	↓	↓	↓	↓	↓	↓	↓	↓	
Nam Tok	210	130	↓	↓	↓	↓	↓	↓	↓	↓	↓	
Suphan Buri	158	93	↓	2015	↓	↓	↓	↓	↓	↓	↓	
Ban Pong	84	52	1737		-----	1918	1933	2018	2056	-----	0026	
Ratchaburi	117	73	1820		1924	1955	2007	2050	2130	2150	0052	
Phetchaburi	167	104	1909		2011		2054	2136	2214	2236	0129	
Hua Hin	229	142	2010		2110		2154	2234	2313	2336	0224	
Prachuap Khiri Khan	318	198	2135		-----		2317	2356	0031	0102	0330	
Ban Krut	377	234	2232		-----		0031	0054	-----	-----	0420	
Bang Saphan Yai	393	244	2249		2341		0048	0111	0150	0232	0433	
Map Ammarit	437	272	2337		-----		0138	-----	0253	-----	0507	
Chumphon	485	301	0052		0127		0258	0328	0357	0423	0559	
Lang Suan	549	341	0213		-----		0402	0434	0505	0526	0649	
Chaiya	614	382	0311		0347		0511	0543		0629	0738	
Surat Thani	651	405	0348		0427		0603	0628		0716	0805	0815
Na San	690	429	-----		0506		0646	0706		0755		0844
Thung Song Junction	773	480	0556		0635		0832	0855		0932		0954
Trang	845	525	↓		0805		↓	1036		↓		↓
Kantang	866	538	↓				↓	1120		↓		↓
Nakhon Si Thammarat	832	517	↓				0955			1055		↓
Phattalung	862	536	0738									1112
Hat Yai Junction	943	586	0930									1250
Chana	981	610	1005									-----
Pattani	1025	637	1050									1404
Yala	1054	655	1120									1430
Ruso	1087	675										
Tanyong Mat	1116	693										
Sungai Kolok	1159	720										

** Trains 39 and 41 are consolidated between Bangkok and Surat Thani. See page 66 for additional trains Thonburi and Salaya.

Com Commuter Train Ex Except
DRC Diesel Rail Car Sa Saturdays
Exp Express Su Sundays
SP Special H Holidays

---- Train does not stop at this station.

☒ Full meal service

☒ Refreshments / Light Meals

☒ Sleeping car service

☒ Train has one or more air conditioned cars assigned.



Express Train
Rapid Train
Ordinary Train
Commuter Train
Local Train
Mixed Train

This timetable shows train service at principal stations only. For complete timetables listing all stations refer to State Railway of Thailand web site. Times shown are departure times except those underlined are arrival times. See travel warning on page 3.

Southern Lines • Northward (Inbound) Trains

Train Number			490	458	446	456	448	954	452	254	258	262
Type of Train			Mixed	Local	Mixed	Local	Local	Express (note)	Local	Ordinary	Ordinary	Ordinary
Class			3	3	3	3	3	1 • 2 • 3	3	2 • 3	3	3
Services			--	--	--	--	--	☉ ✕ 𠄎	--	--	--	--
Days of Operation			Daily	Daily	Daily	Daily	Daily	Daily	Daily	Daily	Daily	Daily
	Km.	Mi.										
Sungai Kolok	0	0					0630		0855			
Tanyong Mat	43	27					0717		0958			
Ruso	72	45					0752		1042			
Yala	95	59				0635	0828		1122			
Pattani	134	83				0716	0920		1206			
Chana	178	111				0834	1006		1258			
Kuala Lumpur, Malaysia	175	109						2120				
Padang Besar, Malaysia	563	350						0835				
Hat Yai Junction	216	134			0640	0918	1058	0927	1350			
Phattalung	297	185		0600	0853	1118	1300		1534			
Nakhon Si Thammarat	327	203		0830		1355			1805			
Kantang	-----	-----										
Trang	-----	-----										
Thung Song Junction	386	240			1058		1531					
Na San	469	291			1240		1712					
Khiri Ratthanikhom	-----	-----	0615									
Surat Thani	508	316	0715		1325		1755					
Chaiya	545	339			1405							
Lang Suan	610	379			1513					0545		
Chumphon	674	419			1630					0701		
Map Ammarit	772	449								0757		
Bang Saphan Yai	766	476								0845		
Ban Krut	782	486								0902		
Prachuap Khiri Khan	841	553								1003		
Hua Hin	930	578								1146		1410
Phetchaburi	992	616								1256		1509
Ratchaburi	1042	647								1352		1600
Ban Pong	1075	668								1435		1643
Nam Tok	-----	-----									1255	
Kanchanaburi	-----	-----									1448	
Nong Pladuk Junction	1079	665								1440	1602	1654
Nakhon Pathom	1095	680								1504	1636	1716
Salaya	1124	698								1540	1707	1755
Taling Chan Junction	1137	706								1557	1726	1811
Thonburi (Bangkok Noi)	-----	-----								1610	1740	
Bang Bamru	1141	709										1818
Bang Sue Junction	1151	715										1835
Sam Sen	1155	718										1843
Bangkok	1159	720										1900

Times in italics are Malaysian Time (subtract one hour for Thai Time). See page 66 for additional trains between Salaya and Thonburi.

Com	Commuter Train	Ex	Except	✕	Full meal service
DRC	Diesel Rail Car	Sa	Saturdays	𠄎	Refreshments / Light Meals
Exp	Express	Su	Sundays	𠄎	Sleeping car service
SP	Special	H	Holidays	☉	Train has one or more air conditioned cars
----	Train does not stop at this station.				

The following trains may also carry freight (cargo):
 No. 254 between Prachuap Khiri Khan and Chumphon.
 No. 448 between Hat Yai Jct. and Surat Thani.

This timetable shows train service at principal stations only. For complete timetables listing all stations refer to State Railway of Thailand web site. Times shown are departure times except those underlined are arrival times. See travel warning on page 3.

Note: No. 954 is Malaysian Railways (KTM) Train No. 20. This train may also carry freight (cargo).

Southern Lines • Northward (Inbound) Trains

Train Number			486	40	174	168	86	178	170	42*	44*	352
Type of Train			Mixed	Sp Exp DRC	Rapid	Rapid	Express	Rapid	Rapid	Sp Exp DRC	Sp Exp DRC	Com
Class			3	2	2 • 3	2 • 3	1 • 2 • 3	2 • 3	2 • 3	2	2	3
Services			--	☼ ☕	☼ ✕ 🛏	☼ ✕ 🛏	☼ ✕ 🛏	--	☼ ✕ 🛏	☼ ☕	☼ ☕	--
Days of Operation			Daily	Daily	Daily	Daily	Daily	Daily	Daily	Daily	Daily	Daily
	Km.	Mi.										
Sungai Kolok	0	0										
Tanyong Mat	43	27										
Ruso	72	45										
Yala	95	59							1235	1455		
Pattani	134	83							1306	1519		
Chana	178	111							1356	-----		
Hat Yai Junction	216	134							1445	1623		
Phattalung	297	185							1623	1736		
Nakhon Si Thammarat	327	203			1300		1500					
Kantang	-----	-----			↓	1240	↓					
Trang	-----	-----			↓	1329	↓					
Thung Song Junction	386	240			1424	1517	1620		1813	1903		
Na San	469	291			1556	1658	1748		-----	-----		
Surat Thani	508	316		1040	1647	1738	1837		2014	<u>2031</u>	2041	
Chaiya	545	339		1108	1722	1815	1913		2050		2108	
Lang Suan	610	379		1154	1827	1920	2011	2020	2205		2152	
Chumphon	674	419		1246	1936	2031	2122	2148	2323		2249	
Map Ammarit	772	449		1328	2029	-----	2225	2254	0022		2338	
Bang Saphan Yai	766	476		1407	2128	2216	2308	2342	0109		0019	
Ban Krut	782	486		1420	2150	-----	-----	-----	0130		-----	
Prachuap Khiri Khan	841	553		1459	2258	2336	0015	0103	0226		0117	
Hua Hin	930	578		1601	0045	0116	0147	0249	0406		0222	
Phetchaburi	992	616		1647	0153	0217	0258	0347	0532		0310	
Ratchaburi	1042	647		1741	0244	0306	0404	0421	0625		0350	0500
Ban Pong	1075	668		1809	-----	0342	-----	0506	0704		0419	0538
Nam Tok	-----	-----	1530	↓	↓	↓	↓	↓	↓		↓	↓
Kanchanaburi	-----	-----	1741	↓	↓	↓	↓	↓	↓		↓	↓
Nong Pladuk Junction	1079	665	<u>1850</u>	-----	-----	-----	-----	-----	-----		-----	0543
Nakhon Pathom	1095	680		1826	0340	0405	0500	0526	0726		0438	0603
Salaya	1124	698		1849	0410	0435	0530	0605	0756		0502	0639
Taling Chan Junction	1137	706		-----	-----	-----	-----	0623	0811		-----	0655
Thonburi (Bangkok Noi)	-----	-----		↓	↓	↓	↓	<u>0640</u>	↓		↓	<u>0710</u>
Bang Bamru	1141	709		1904	0429	0454	0549		0817		0518	
Bang Sue Junction	1151	715		<u>1920</u>	<u>0445</u>	<u>0510</u>	<u>0605</u>		<u>0833</u>		<u>0533</u>	
Sam Sen	1155	718		<u>1928</u>	<u>0454</u>	<u>0519</u>	<u>0614</u>		<u>0843</u>		<u>0541</u>	
Bangkok	1159	720		<u>1945</u>	<u>0510</u>	<u>0535</u>	<u>0630</u>		<u>0900</u>		<u>0555</u>	

* Trains 42 and 44 are consolidated between Surat Thani and Bangkok. See page 66 for additional trains between Salaya and Thonburi.

Com Commuter Train Ex Except
DRC Diesel Rail Car Sa Saturdays
Exp Express Su Sundays
SP Special H Holidays

---- Train does not stop at this station.

✕ Full meal service

☕ Refreshments / Light Meals

🛏 Sleeping car service

☼ Train has one or more air conditioned cars assigned.



Express Train
Rapid Train
Ordinary Train
Commuter Train
Local Train
Mixed Train

This timetable shows train service at principal stations only. For complete timetables listing all stations refer to State Railway of Thailand web site.

Times shown are departure times except those underlined are arrival times.

See travel warning on page 3.

Southern Lines • Northward (Inbound) Trains

Train Number			356	84	172	464	260	38	36	252	176	454
Type of Train			Com DRC	Express	Rapid	Local	Ordinary	Special Express	Special Express	Mixed	Rapid	Local
Class			3	1 • 2 • 3	2 • 3	3	3	1 • 2 • 3	1 • 2	3	3	3
Services			--	☒ ☒ ☒	☒ ☒ ☒	--	--	☒ ☒ ☒	☒ ☒ ☒	--	--	--
Days of Operation			Daily	Daily	Daily	Daily	Daily	Daily	Daily	Daily	Daily	Daily
	Km.	Mi.										
Sungai Kolok	0	0			1130	1225		1420			1455	1525
Tanyong Mat	43	27			1219	1318		1506			1536	1620
Ruso	72	45			1249	1354		1535			1604	1703
Yala	95	59			1326	1432		1609			1637	<u>1740</u>
Pattani	134	83			1405	1528		1640			1704	
Chana	178	111			1453	1623		1724			1744	
Butterworth, Malaysia	0	0			↓	↓		↓	1420		↓	
Padang Besar, Malaysia	171	106			↓	↓		↓	1818		↓	
Hat Yai Junction	216	134			1539	1705		1810	1845		<u>1815</u>	
Phattalung	297	185			1713	<u>1850</u>		1947	2019			
Nakhon Si Thammarat	327	203			↓	↓		↓	↓			
Kantang	-----	-----			↓	↓		↓	↓			
Trang	-----	-----		1725	↓	↓		↓	↓			
Thung Song Junction	386	240		1901	1927			2138	2207			
Na San	469	291		2026	2044			-----	-----			
Surat Thani	508	316		2104	2126			2328	2357			
Chaiya	545	339		2140	2201			-----	-----			
Lang Suan	610	379		-----	2309			-----	-----			
Chumphon	674	419		2359	0044			0206	0234			
Map Ammarit	772	449		-----	-----			-----	-----			
Bang Saphan Yai	766	476		0148	0219			0336	0404			
Ban Krut	782	486		-----	-----			-----	-----			
Prachuap Khiri Khan	841	553		-----	0331			0443	-----	0451		
Hua Hin	930	578		0415	0456			0605	0629	0617		
Phetchaburi	992	616		0517	0558			0703	0727	0716		
Ratchaburi	1042	647		0608	0649			0749	0813	0829		
Ban Pong	1075	668		-----	-----			0820	-----	0912		
Nam Tok	-----	-----		↓	↓		0520	↓	↓	↓		
Kanchanaburi	-----	-----		↓	↓		0719	↓	↓	↓		
Suphan Buri	---	---	0420	↓	↓		↓	↓	↓	↓		
Nong Pladuk Junction	1079	665	0604	-----	-----		0835	-----	-----	0923		
Nakhon Pathom	1095	680	0625	0704	0744		0921	0842	0903	0945		
Salaya	1124	698	0700	0734	0814		0958	0910	0931	1023		
Taling Chan Junction	1137	706	0715	-----	0829		1014	-----	-----	1042		
Thonburi (Bangkok Noi)	-----	-----	↓	↓	↓		<u>1025</u>	↓	↓	↓		
Bang Bamru	1141	709	0721	0752	0834			0929	0950	1050		
Bang Sue Junction	1151	715	<u>0737</u>	<u>0808</u>	<u>0850</u>			<u>0945</u>	<u>1006</u>	<u>1110</u>		
Sam Sen	1155	718	<u>0745</u>	<u>0818</u>	<u>0859</u>			<u>0954</u>	<u>1015</u>			
Bangkok	1159	720	<u>0805</u>	<u>0835</u>	<u>0915</u>			1010	1030			

Times in italics are Malaysian Time (subtract one hour for Thai Time). See page 66 for additional trains between Salaya and Thonburi.

Com	Commuter Train	Ex	Except	☒	Full meal service
DRC	Diesel Rail Car	Sa	Saturdays	☒	Refreshments / Light Meals
Exp	Express	Su	Sundays	☒	Sleeping car service
SP	Special	H	Holidays	☒	Train has one or more air conditioned cars assigned.
----	Train does not stop at this station.				

This timetable shows train service at principal stations only. For complete timetables listing all stations refer to State Railway of Thailand web site. Times shown are departure times except those underlined are arrival times. See travel warning on page 3.

Special Tourism Trains Between Bangkok and Hua Hin

911	Train Numbers	912
Special DRC	Type	Special DRC
2 • 3	Class	2 • 3
☎ ☕	Services	☎ ☕
Sa Su H	Operates	Sa Su H
0630	Bangkok (Hua Lamphong Station)	1925
0644	Sam Sen	1910
0651	Bang Sue Junction	1902
0707	Bang Bamru	1855
0722	Salaya	1830
0740 0820	Nakhon Pathom	1809 1808
0833 0838	Nong Pladuk Jct.	1755 1752
0908	Ratchaburi	1712
0922	Pak Tho	1654
1012	Ban Cha-am	1558
1034	Hua Hin	1539
1040	Suan Soan Pridipat	1531

Trains 909 and 911 are consolidated between Bangkok and Nong Pladuk Junction

Trains 910 and 912 are consolidated between Nong Pladuk Junction and Bangkok

Trains 909-910-911-912 will not operate on the following days:
Saturday December 29, 2012
Sunday December 30, 2012
Tuesday January 1, 2013

Kanchanaburi / River Kwai / Nam Tok Service

259	909	915	257	485	Train Numbers	260	916	258	910	486
Ordinary	Special DRC	Special	Ordinary	Mixed	Type	Ordinary	Special	Ordinary	Special DRC	Mixed
3	2 • 3	2 • 3	2 • 3	2 • 3	Class	3	2 • 3	2 • 3	2 • 3	3
-	☎ ☕	☎ ☕	-	-	Services	-	☎ ☕	-	☎ ☕	-
Daily	Sa Su H	(Note)	Daily	Daily	Operates	Daily	(Note)	Daily	Sa Su H	Daily
	0630				Bangkok				1925	
	0644				Sam Sen				1910	
	0651				Bang Sue Junction				1902	
	0707				Bang Bamru				1855	
1355	↓		0750		Thonburi	1025	----	1740	↑	
1425	0722		0821		Salaya	0958	----	1707	1830	
1459 1503	0740 0820		0857 0902		Nakhon Pathom	0921 0919	----	1636 1635	1809 1808	
1521 1522	0833 0836		0921 0922	0435	Nong Pladuk Jct.	0835 0831	----	1602 1601	1755 1748	1850
1624 1626	0927 0933	1050	1025 1035	0552 0607	Kanchanaburi	0719 0717	1444	1448 1445	1653 1553	1741 1737
1632 1633	0935 1000	1056 1057	1042 1044	1614 0615	Saphan Kwae Yai (River Kwai Bridge)	0712 0711	1436	1440 1438	-----	1731 1730
1733	1042	1138	1133	0719	Tha Kilen	0614	1343	1354	1506	1628
1751	1057	1154	1153	0738	Tham Krasae	0557	1327	1336	1455	1610
1801	1107	1205	1206	0749	Wang Pho	0546	1315	1323	1446	1558
1830	-----	1230	1235	0820	Nam Tok	0520	1250	1255	-----	1530
	1130				Nam Tok Sai Yok Noi				1425	

Note: Check with State Railway of Thailand for status of Trains 915 and 916.

Maha Chai Line • Southward (Outbound) Trains

Train Number			4303	4311	4321	4341	4305	4313	4323	4343	4315
Type of Train			DRC	DRC	DRC	DRC	DRC	DRC	DRC	DRC	DRC
Class			3	3	2 • 3	3	3	3	2 • 3	3	3
Services			---	---	⊕	---	---	---	⊕	---	---
Days of Operation			Daily	Daily	Daily	Daily	Daily	Daily	Daily	Daily	Daily
	Km.	Miles									
Thonburi (Wong Wian Yai)	0.0	0.0	0530	0625	0700	0740	0835	0940	1040	1215	1320
Talat Phlu	1.8	1.1	0534	0629	0704	0744	0839	0944	1044	1219	1324
Khlong Ton Sai	3.4	2.1	-----	-----	-----	0750	-----	-----	-----	-----	-----
Chum Tong	4.1	2.6	-----	0633	0708	0753	-----	-----	-----	1223
Wat Sai	5.8	3.6	0540	0636	0711	0756	0845	0950	1052	1226	1330
Wat Sing	7.2	4.4	0543	0639	0714	0759	0848	0953	1055	1230	1333
Bang Bon	9.8	6.1	0547	0644	0718	0804	0853	0958	1100	1235	1338
Khan Keha	10.2	6.3	0550	0647	0721	0807	0856	1001	1103	1238	1341
Rang Sakae	10.5	6.5	-----	-----	-----	-----	-----	-----	-----	-----	-----
Rang Pho	14.3	8.8	0554	0656	0729	0811	0900	1007	1111	1242	1346
Sam Yaek	15.8	9.8	0557	0659	0732	0813	0902	1010	1114	1244	1349
Phrom Daen	17.3	10.7	0600	0702	0735	0816	0905	1013	1117	1247	1352
Thung Si Thong	18.8	11.6	0603	0705	0738	0819	0908	1016	1120	1250	1355
Bang Nam Chuet	20.0	12.4	0606	0708	0741	0822	0910	1019	1122	1253	1358
Khok Khwai	23.0	14.3	0611	0715	0746	0827	0915	1024	1127	1258	1403
Ban Khom	26.8	16.6	0617	0721	0752	0832	0921	1030	1133	1304	1409
Khlong Chak	29.8	18.5	-----	-----	-----	-----	-----	-----	-----	-----	-----
Maha Chai	31.2	19.4	0623	0727	0758	0839	0928	1036	1139	1310	1415

Train Number			4325	4317	4307	4327	4345	4309	4329	4347
Type of Train			DRC	DRC	DRC	DRC	DRC	DRC	DRC	DRC
Class			2 • 3	3	3	2 • 3	3	3	2 • 3	3
Services			⊕	---	---	⊕	---	---	⊕	---
Days of Operation			Daily	Daily	Daily	Daily	Daily	Daily	Daily	Daily
	Km.	Miles								
Thonburi (Wong Wian Yai)	0.0	0.0	1425	1525	1630	1705	1735	1835	1910	2010
Talat Phlu	1.8	1.1	1429	1529	1634	1709	1739	1839	1914	2014
Khlong Ton Sai	3.4	2.1	-----	-----	-----	1711	-----	-----	1917	-----
Chum Tong	4.1	2.6	-----	1533	-----	-----	-----	-----	-----	-----
Wat Sai	5.8	3.6	1435	1536	1640	1714	1745	1845	1921	2019
Wat Sing	7.2	4.4	1438	1539	1643	1716	1748	1850	1924	2022
Bang Bon	9.8	6.1	1443	1544	1648	1721	1753	1855	1929	2027
Khan Keha	10.2	6.3	1446	1547	1651	1724	1756	1858	1932	2030
Rang Sakae	10.5	6.5	-----	1550	-----	-----	-----	-----	1934	-----
Rang Pho	14.3	8.8	1454	1556	1700	1728	1804	1902	1937	2034
Sam Yaek	15.8	9.8	1457	1559	1702	1730	1806	1904	1939	2036
Phrom Daen	17.3	10.7	1500	1602	1705	1733	1809	1907	1942	2039
Thung Si Thong	18.8	11.6	1503	1605	1708	1736	1812	1910	1945	2042
Bang Nam Chuet	20.0	12.4	1505	1608	1710	1739	1815	1913	1948	2044
Khok Khwai	23.0	14.3	1510	1615	1714	1749	1823	1918	1952	2048
Ban Khom	26.8	16.6	1516	1620	1719	1755	1828	1924	1958	2054
Khlong Chak	29.8	18.5	-----	1624	1723	1759	1833	-----	-----	-----
Maha Chai	31.2	19.4	1522	1627	1726	1802	1836	1930	2004	2100

⊕ Air conditioned car assigned to this train.

Fare between Maha Chai and Wong Wian Yai is 10 Baht ordinary seat and 25 Baht air conditioned seat.

Connection between Maha Chai Line at Maha Chai and Mae Khlong Line at Ban Laem via boat, fare is 3 Baht.

Maha Chai Line • Northward (Inbound) Trains

Train Number			4302	4310	4320	4340	4304	4312	4322	4342	4314
Type of Train			DRC	DRC	DRC	DRC	DRC	DRC	DRC	DRC	DRC
Class			3	3	2 • 3	3	3	3	2 • 3	3	3
Services			---	---	✱	---	---	---	✱	---	---
Days of Operation	Km.	Miles	Daily	Daily	Daily	Daily	Daily	Daily	Daily	Daily	Daily
Maha Chai	0.0	0.0	0430	0520	0555	0625	0700	0800	0935	1040	1145
Khlong Chak	1.4	0.9	-----	0524	0559	0629	0704	-----	-----	-----	-----
Ban Khom	4.4	2.7	0437	0528	0604	0634	0708	0808	0943	1048	1153
Khok Khwai	8.2	5.1	0443	0534	0612	0640	0714	0814	0949	1054	1159
Bang Nam Chuet	11.2	7.0	0448	0539	0616	0645	0718	0823	0955	1059	1204
Thung Si Thong	12.4	7.7	0450	0542	0618	0647	0720	0825	0958	1102	1207
Phrom Daen	13.9	8.6	0453	0545	0621	0650	0723	0829	1001	1105	1210
Sam Yaek	15.4	9.6	0456	0548	0624	0653	0726	0832	1004	1108	1213
Rang Pho	16.9	10.5	0459	0554	0627	0656	0729	0835	1007	1111	1216
Rang Sakae	20.7	12.9	-----	-----	-----	0659	-----	0837	-----	-----	-----
Khan Keha	21.0	13.1	0503	0558	0630	0702	0734	0839	1011	1116	1220
Bang Bon	21.4	13.3	0506	0601	0633	0705	0737	0842	1014	1119	1223
Wat Sing	24.0	14.9	0511	0606	0640	0714	0741	0849	1019	1124	1230
Wat Sai	25.4	15.8	0514	0611	0643	0716	0744	0852	1022	1127	1233
Chom Tong	27.1	16.8	-----	-----	0646	0719	0747	0855	-----	1130	-----
Khlong Ton Sai	27.8	17.3	-----	-----	-----	0722	0750	-----	-----	-----	-----
Talat Phlu	29.4	18.3	0520	0613	0650	0725	0753	0900	1028	1135	1240
Thonburi (Wong Wian Yai)	31.2	19.4	0523	0616	0653	0728	0756	0903	1031	1138	1243

Train Number			4324	4316	4306	4326	4344	4308	4328	4346
Type of Train			DRC	DRC	DRC	DRC	DRC	DRC	DRC	DRC
Class			2 • 3	3	3	2 • 3	3	3	2 • 3	3
Services			✱	---	---	✱	---	---	✱	---
Days of Operation	Km.	Miles	Daily	Daily	Daily	Daily	Daily	Daily	Daily	Daily
Maha Chai	0.0	0.0	1315	1425	1525	1600	1630	1735	1810	1900
Khlong Chak	1.4	0.9	-----	-----	-----	-----	-----	-----	-----	-----
Ban Khom	4.4	2.7	1322	1433	1533	1608	1638	1742	1817	1908
Khok Khwai	8.2	5.1	1328	1439	1539	1614	1644	1748	1822	1918
Bang Nam Chuet	11.2	7.0	1333	1443	1544	1619	1649	1752	1827	1923
Thung Si Thong	12.4	7.7	1336	1445	1446	1621	1651	1754	1829	1925
Phrom Daen	13.9	8.6	1339	1448	1549	1624	1654	1757	1832	1928
Sam Yaek	15.4	9.6	1342	1451	1552	1627	1657	1800	1835	1931
Rang Pho	16.9	10.5	1346	1454	1555	1630	1700	1803	1838	1937
Rang Sakae	20.7	12.9	-----	-----	-----	-----	-----	-----	-----	-----
Khan Keha	21.0	13.1	1350	1458	1559	1633	1704	1806	1841	1940
Bang Bon	21.4	13.3	1353	1501	1602	1636	1707	1809	1844	1943
Wat Sing	24.0	14.9	1358	1505	1607	1643	1716	1814	1849	1948
Wat Sai	25.4	15.8	1401	1507	1610	1646	1719	1816	1852	1950
Chom Tong	27.1	16.8	1404	1510	-----	-----	-----	-----	-----	-----
Khlong Ton Sai	27.8	17.3	1407	-----	-----	-----	-----	-----	-----	-----
Talat Phlu	29.4	18.3	1410	1515	1616	1652	1725	1822	1858	1956
Thonburi (Wong Wian Yai)	31.2	19.4	1413	1518	1619	1655	1728	1825	1901	1959

✱ Air conditioned car assigned to this train.

Fare between Maha Chai and Wong Wian Yai is 10 Baht ordinary seat and 25 Baht air conditioned seat.

Connection between Maha Chai Line at Maha Chai and Mae Khlong Line at Ban Laem via boat, fare is 3 Baht.

Southward (Outbound)

Mae Khlong Line

Northward (Inbound)

4387	4385	4383	4381			Train Number				4380	4382	4384	4386	
DRC	DRC	DRC	DRC			Type				DRC	DRC	DRC	DRC	
3	3	3	3			Class				3	3	3	3	
Daily	Daily	Daily	Daily	Miles	Km.	Operates				Daily	Daily	Daily	Daily	
1640	1330	1010	0730	0.0	0.0	Ban Laem	↓	↑	Km.	Miles	0720	1000	1230	1630
1643	1333	1013	0733	0.5	0.8	Tha Chalom			32.8	20.4	0718	0958	1228	1628
1648	1338	1018	0738	2.3	3.7	Ban Chi Phaklao			29.9	18.6	0713	0953	1223	1623
1653	1343	1023	0743	3.4	5.4	Bang Si Khot			28.2	17.5	0708	0948	1218	1618
1657	1347	1027	0747	5.4	8.7	Bang Krachao			24.9	15.5	0704	0944	1214	1614
1701	1351	1031	0751	6.6	10.7	Ban Bo			22.9	14.2	0700	0940	1210	1610
1705	1355	1036	0755	8.5	13.6	Bang Thorat			20.0	12.4	0656	0936	1206	1606
1710	1400	1040	0800	9.7	15.6	Ban Ka Long			18.0	11.2	0651	0931	1201	1601
1714	1404	1044	0804	11.0	17.8	Ban Na Khwang			15.8	9.8	0647	0927	1157	1557
1718	1408	1048	0808	12.3	19.8	Ban Na Khok			13.8	8.6	0643	0923	1153	1553
1724	1414	1054	0814	14.6	23.6	Ket Muang			10.0	6.2	0637	0917	1147	1547
1730	1420	1100	0820	17.0	27.5	Lad Yai			6.1	3.7	0631	0911	1141	1541
1735	1425	1105	0825	18.6	30.0	Bang Krabun			3.6	2.2	0626	0906	1136	1536
1740	1430	1110	0830	20.9	33.6	Mae Khlong			0.0	0.0	0620	0900	1130	1530

Fare between Ban Laem and Mae Khlong is 10 Baht. Boat connection between Maha Chai Line at Maha Chai and Ban Laem, fare 3 Baht.

Thonburi - Salaya Commuter Service

Train Number			919(1)	919(2)	919(3)	919(4)	919(5)	351
Type			Com DRC	Com DRC	Com DRC	Com DRC	Com DRC	Com DRC
Class			3	3	3	3	3	3
Operates	Km.	Miles	Daily	Daily	Daily	Daily	Daily	Daily
Thonburi (Bangkok Noi)	0.0	0.0	0420	0535	0712	1230	1650	1750
Charan Sanitwong	1.0	0.6	0423	0538	0715	1233	1653	1753
Bang Ramat	4.3	2.7	0428	0543	0720	1238	1658	1758
Tailing Chan Junction	6.1	3.8	0432	0547	0725	1242	1702	1801
Ban Chimphli	8.6	5.3	0437	0552	0730	1247	1707	1805
Phutthamonthon Sai 2	11.5	7.1	0441	0556	0734	1251	1711	1808
Sala Thammasop	14.1	8.8	0445	0600	0739	1255	1715	1813
Salaya	19.6	12.2	0450	0605	0745	1300	1720	1817

Thonburi - Salaya 900 series trains:
The State Railway of Thailand posts conflicting schedule information on their web site and these schedules may not be accurate.

Train Number			920(1)	920(2)	352	920(3)	920(4)	920(5)
Type			Com DRC	Com DRC	Com DRC	Com DRC	Com DRC	Com DRC
Class			3	3	3	3	3	3
Operates	Km.	Miles	Daily	Daily	Daily	Daily	Daily	Daily
Salaya	0.0	0.0	0500	0610	0639	0825	1315	1740
Sala Thammasop	5.5	3.4	0506	0616	0645	0831	1321	1746
Phutthamonthon Sai 2	8.1	5.0	0510	0620	0648	0835	1325	1750
Ban Chimphli	11.0	6.8	0514	0624	0651	0839	1329	1754
Taling Chan Junction	13.5	8.4	0518	0628	0655	0843	1334	1802
Bang Ramat	15.3	9.5	0523	0633	0700	0848	1338	1807
Charan Sanitwong	18.6	11.6	0527	0637	0707	0852	1343	1812
Thonburi (Bangkok Noi)	19.6	12.2	0530	0640	0710	0855	1345	1815

Salaya - Thonburi 900 series trains:
The State Railway of Thailand posts conflicting schedule information on their web site and these schedules may not be accurate.

Malay Peninsula Connecting Service



35			41	953		SRT Train Number	36			954	42
35	11	25		21	13	KTMB Train Number	36	2	12	20	
Special Express	Express	Express	Special Express DRC	Express	Express	Type of Train	Special Express	Express	Express	Express	Special Express DRC
1 • 2	1 • 2	1 • 2	2	1 • 2	1 • 2	Class	1 • 2	1 • 2	1 • 2	1 • 2	2
☀ ✂ ♫	☀ ✂ ♫	☀ ✂ ♫	☀ ☕	☀ ✂ ♫	☀ ✂	Services	☀ ✂ ♫	☀ ✂ ♫	☀ ✂	☀ ✂ ♫	☀ ☕
Daily	Daily	Daily	Daily	Daily	Daily	Operates	Daily	Daily	Daily	Daily	Daily
1445			2250			Bangkok	1030				0555
2245			0559			Chumphon	0234				2249
0126			0815			Surat Thani	2354				2041
0700			1234	1600		Hat Yai Junction	1845			0927	1623
0855				1755		Padang Besar	1818			0835	
1127				1947		Alor Setar	1707			0716	
1351*	1400*					Butterworth (Penang)	1420				
	1746			0153		Ipoh				0042	
	2105	2300		0530	0900	Kuala Lumpur (Central)		1456	2025	2120	
		0159			1204	Gemas		1212	1729		
		0552			1527	Johor Bahru		0912	1350		
		0635			1600	Woodlands (Singapore)		0845	1345		

* Connection with No. 11 can be made at Bukit Mertajam. No. 35 arrives at 1327 and No. 11 departs at 1420. All trains are not shown. Woodlands station is 30 km. north of downtown Singapore. Connection via bus to SMRT Woodlands station, SMRT train between SMRT Woodlands and Singapore. Times in italics are Malaysian Time (subtract one hour for Thailand Time).

Malay Peninsula Connecting Service

171	37	SRT Train Number	172	38
Rapid	Special Express	Type	Rapid	Special Express
2 • 3	1 • 2	Class	2 • 3	1 • 2
☉ ✕ ♪	☉ ✕ ♪	Services	☉ ✕ ♪	☉ ✕ ♪
Daily	Daily	↓ Operates ↑	Daily	Daily
1300	1510	Bangkok (Hua Lamphong)	0915	1010
2121	2324	Chumphon	0044	0206
0027	0203	Surat Thani	2126	2328
0645	0735	Hat Yai Junction	1539	1810
1045	1120	Sungai Kolok	1130	1420
27	29	KTM Train Number	26	28
Express	Express	↓ Type ↑	Express	Express
2 • 3	1 • 2	Class	2 • 3	1 • 2
☉ ✕ ♪	☉ ✕ ♪	Services	☉ ✕ ♪	☉ ✕ ♪
Daily	Daily	Operates	Daily	Daily
2047	1902	Wakaf Bharu	0844	0921
0024	2234	Gua Musang	0503	0549
↓	0432	Gemas	↑	2344
↓	0755	Kuala Lumpur Central	↑	2030
0628		Gemas	2250	
0955		Johor Bahru	1905	
1015		Woodlands (Singapore)	1900	

No rail passenger service between Sungai Kolok and Wakaf Bharu (see page 69).

Woodlands station is 30 km. (19 Miles) north of downtown Singapore. Connection via bus to SMRT Woodlands station, SMRT train between SMRT Woodlands and Singapore. **See warning on page 3 for travel between Hat Yai Junction and Sungai Kolok.**

Malaysian Railways (KTMB) Equipment and Services

KTM Train Numbers	Operates Between Stations	Premier Night Deluxe Sleeper ADNFB	Premier Night 2 Plus Sleeper ADNFD	Superior Night Sleeper (2nd) ADNS	Premier Class AC Coach AFC	Superior Class AC Coach ASC	Economy Class AC Coach AEC	Buffet Coach	Reservations Required
11	Butterworth and Kuala Lumpur Central	---	●	●	●	●	---	●	
12 - 13	Kuala Lumpur and Woodlands (Singapore)	---	---	---	●	●	---	●	Yes
20 - 21	Hat Yai Junction and Kuala Lumpur Central	---	●	●	●	●	●	●	Yes
24 - 25	Kuala Lumpur and Woodlands (Singapore)	---	●	●	●	●	---	●	Yes
26 - 27	Tumpat and Singapore	●	---	●	---	●	●	●	Yes
28 - 29	Tumpat and Kuala Lumpur Central	●	●	●	●	●	●	●	Yes
35 - 36	Bangkok and Butterworth (SRT equipment)	---	---	●	---	---	---	---	Yes

Trains 35 and 36 use State Railway of Thailand equipment. See page 54 for equipment on these trains between Bangkok and Hat Yai Junction.

Through ticketing from Bangkok to Malaysia on Train 35 is available in Thailand but not via e-SRT internet. Through ticketing on Train 36 to Thailand is available in Malaysia but not via internet.

Trains 35 and 36 do not appear on the KTMB E-Ticket internet.

Trains 20 and 21 can be ticketed in Malaysia for travel to or from Hat Yai Junction via KTM E-Ticket internet.

There is no other ticketing available between Thailand and Malaysia (each country has separate computerized reservation systems).

Tickets for travel from any station in Malaysia to Woodlands (Singapore) and return are charged in Malaysian currency (one way or round trip ticket).

Tickets for travel from Woodlands (Singapore) to any station in Malaysia and return are charged in Singapore currency (one way or round trip ticket).

Tickets purchased in Singapore will cost approximately twice that of tickets purchased within Malaysia due to currency exchange rates.

Children between the ages of 4 and 12 pay reduced fare. Children under of the age of 4 travel free.

Malay Peninsula Connecting Service

Method	Booking Period	Notes
KTMB Internet E-Ticket	30 days to 48 hours prior to departure	Maximum of 6 tickets per transaction, payment by Master Card or Visa. Tickets may be printed by customer or picked up at ticket counter. Refunds are not available via internet. E-tickets cannot be cancelled less than 2 hours prior to departure.
KTMB E-mail Reservation	30 days to 6 days prior to departure	E-mail callcenter@KTM.com.my and allow three days for response. Tickets must be picked up at a station ticket counter except in Kuala Lumpur area they may be delivered for a fee.
KTMB Telephone Reservations	30 days to to 72 hours prior to departure	Call 1-300-88-5862 in Malaysia (add international dialing prefix from outside Malaysia). Tickets must be picked up at a station ticket counter except in Kuala Lumpur area they may be delivered for a fee.
KTMB Stations	30 days prior to and up to departure time	Advance reservations for Express Trains are necessary.

Malaysian Railway Fares (in Malaysian Ringgits)

Between	Accommodation	Car Type	Upper Adult	Upper Child	Lower Adult	Lower Child	Seat Adult	Seat Child
Hat Yai Junction - Kuala Lumpur	Premier Night Sleeper	ADNFB	108.00	65.00	117.00	74.00	----	----
	Superior Night Sleeper	ADNS	54.00	34.00	60.00	40.00	----	----
	Superior Class Coach	ASC	----	----	----	----	48.00	28.00
	Economy Class Coach	AEC	----	----	----	----	26.00	15.00
Kuala Lumpur - Woodlands	Deluxe Night Sleeper	ADNRD	119.00	88.00	139.00	109.00	----	----
	Superior Night Sleeper	ADNS	40.00	27.00	48.00	33.00	----	----
	Premier Class Coach	AFC	----	----	----	----	68.00	38.00
	Superior Class Coach	ASC	----	----	----	----	34.00	21.00
Wakaf Bahru - Kuala Lumpur	Deluxe Night Sleeper	ADNFB	99.00	60.00	108.00	69.00	----	----
	Superior Night Sleeper	ADNS	48.00	31.00	54.00	37.00	----	----
	Premier Class Coach	AFC	----	----	----	----	86.00	47.00
	Superior Class Coach	ASC	----	----	----	----	42.00	25.00
Wakaf Bharu - Woodlands	Deluxe Night Sleeper	ADNFB	128.00	75.00	137.00	84.00	----	----
	Superior Night Sleeper	ADNS	51.00	33.00	57.00	39.00	----	----
	Superior Class Coach	ASC	----	----	----	----	45.00	27.00
	Economy Class Coach	AEC	----	----	----	----	32.00	18.00

Sungai Kolok

No trans border passenger train service via Sungai Kolok. KTMB passenger trains do not stop at Rantau Panjang which is located across the river from Sungai Kolok, the nearest KTMB passenger service is at Wakaf Bahru station. The Thai border check point is approximately 0.8 km (0.5 mile) from Sungai Kolok Railway Station. Bus No. 29 and taxi service is available between Malay border check point and Wakaf Bahru Railway Station (busses run every 30 minutes, allow 1 hour for travel between border and Wakaf Bahru. Border checkpoint is open 0500 - 2100 daily (0600 - 2200 Malaysian Time).

Malaysian Entry Requirements

A passport with minimum of six months validity remaining is required. Visas are not required for up to three months social visit for citizens of the United States, Australia, Canada, New Zealand and European Union countries. Visas are not required for up to one month social visit for residents of Thailand. For complete requirements see <http://www.labuantourism.com.my/entry/formality.htm>

Customs Procedure at Padang Besar

Thailand to Malaysia:

- Immigration and Customs examination at Padang Besar Railway Station.
- Passengers will disembark with their luggage and proceed to Gate No. 4.
- Malaysia requires completion of Form IMM 26 (Malaysia Arrival Card) by foreign nationals.
- Malay officials will conduct a Customs examination before passengers board train.

Malaysia to Thailand:

- Immigration and Customs examination at Padang Besar Railway Station.
- Passengers will disembark from train and proceed to Gate No. 6.
- Forms will be completed for Malaysian departure and Thailand arrival.
- Passengers will board train and Thai Customs inspection will be done on the train after it passes the border.

Singapore Entry Requirements

Citizens of Thailand, Malaysia, Europe, North and South America, Australia and New Zealand must have a valid passport and do not require a visa. For complete requirements see <http://www.ica.gov.sg/index.aspx>

Malay Peninsula Connecting Service



No. 35 at Padang Besar., Malaysia. Only second class Thai sleeping cars operate between Hat Yai Junction and Butterworth.



(above) ADNFB sleeping car; (below) ADNS sleeping car.



(above) ADNFD sleeping car; (below) AFC coach.



Southern Thailand Bus and Boat Connecting Services



Koh Samui

Operator	Abbrevia- tion	Location	Telephone	Notes
Lomprayah High Speed Ferries	LOM	Chumphon	0-7755-8212	http://www.lomprayah.com/
Lomprayah High Speed Ferries		Don Sak	0-7732-7444	http://www.lomprayah.com/surat/surat.html
Lomprayah High Speed Ferries		Koh Phangan	0-7723-8411	Lomprayah issues joint tickets with SRT.
Lomprayah High Speed Ferries		Koh Tao	0-7745-6176	
Lomprayah High Speed Ferries		Koh Samui	0-7742-7765	Nathon Pier
Lomprayah High Speed Ferries		Surat Thani Office	0-7728-8732	Uses Don Sak Pier
Raja Ferry	RJ	Don Sak	0-7471-2608	http://www.rajaboatport.com
Raja Ferry		Koh Phangan	0-7377-4523	Bangkok office: 0-2277-4488
Raja Ferry		Koh Samui	0-7415-2303	Lipa Noi Pier
Seatran Discovery	STD	Koh Phangan	0-7723-8679	http://www.seatrandiscovery.com/home.php
Seatran Discovery		Koh Samui	0-7724-6086	Bangrak Pier
Seatran Ferry	STF	Don Sak	0-7725-1555	http://www.seatranboat.com
Seatran Ferry		Koh Samui	0-7742-6000	Nathon Pier
Songserm Express Boat	SEB	Chumphon	0-7750-6025	http://www.songserm-expressboat.com
Songserm Express Boat		Koh Phangan	0-7737-7704	Issues joint tickets with SRT
Songserm Express Boat		Koh Tao	0-7745-6274	
Tullysub Night Boat	TSN	Chumphon	0-7755-3176	

Surat Thani railway station is located in Phunphin 12 km. west of the city center. Transport between the railway station and city is 10 Baht by frequent local bus or 150 Baht via taxi. There is bus, taxi and van service between the railway station and Don Sak (approximately one hour ride). Boat operators will provide arranged transport between the railway station and Don Sak for approximately 150 Baht surcharge.

Southern Thailand Bus and Boat Connecting Services



173	85	39	173	85	39	SRT Train Number	40	174	86	174	168	86
Rapid	Express	Special Express DRC	Rapid	Express	Special Express DRC	Type	Special Express DRC	Rapid	Express	Rapid	Rapid	Express
2 • 3	1 • 2 • 3	2	2 • 3	1 • 2 • 3	2	Class	2	2 • 3	1 • 2 • 3	2 • 3	2 • 3	1 • 2 • 3
☉ ✕ ♪	☉ ✕ ♪	☉ ☕	☉ ✕ ♪	☉ ✕ ♪	☉ ☕	Services	☉ ☕	☉ ✕ ♪	☉ ✕ ♪	☉ ✕ ♪	☉ ✕ ♪	☉ ✕ ♪
Daily	Daily	Daily	Daily	Daily	Daily	↓ Operates ↑	Daily	Daily	Daily	Daily	Daily	Daily
1735	1930	2250	1735	1930	2250	Bangkok	1945	0510	0630	0510	0535	0630
0248	0413	0549	0248	0413	0549	Chumphon	1246	1936	2122	1936	2031	2122
SEB	SEB	SEB	LOM	LOM	LOM	Boat Operator	LOM	LOM	LOM	SEB	SEB	SEB
0700	0700	0700	0700	0700	0700	Chumphon	1145	1630	1630	1700	1700	1700
0930	0930	0930	0845	0845	0845	Koh Tao	1015	1445	1445	1430	1430	1430
1130	1130	1130	1045	1045	1045	Koh Phangan	0830	1300	1300	1230	1230	1230
-----	-----	-----	1120	1120	1120	Koh Samui	0800	1230	1230	-----	-----	-----

See pages 76 and 77 for complete boat schedules.

167	85	39	SRT Train Number	40	174	168	86
Rapid	Express	Special Express DRC	Type	Special Express DRC	Rapid	Rapid	Express
2 • 3	1 • 2 • 3	2	Class	2	2 • 3	2 • 3	1 • 2 • 3
☉ ✕ ♪	☉ ✕ ♪	☉ ☕	Services	☉ ☕	☉ ✕ ♪	☉ ✕ ♪	☉ ✕ ♪
Daily	Daily	Daily	↓ Operates ↑	Daily	Daily	Daily	Daily
1830	1930	2250	Bangkok	1945	0510	0535	0630
0623	0706	0805	Surat Thani	1045	1647	1738	1837
LOM	LOM	LOM	Boat Operator	LOM	LOM	LOM	LOM
1010	1010	1010	Don Sak	1030 Δ	1515 Δ	1515 Δ	1515 Δ
1055	1055	1055	Koh Samui	0800	1245	1245	1245
1145	1145	1145	Koh Phangan	0715	1200	1200	1200
1445	1445	1445	Koh Tao	-----	0930	0930	0930

Lomprayah provides transportation between railway station and Don Sak Pier, approximate travel time 70 minutes. Δ arrival time at Surat Thani railway station via Lomprayah bus from Don Sak. There is a 1630 boat from Don Sak to Koh Samui and Koh Phangan, closest train connection is No. 39 which arrives Surat Thani at 0805. See pages 76 and 77 for complete boat schedules.

Southern Thailand Bus and Boat Connecting Services

43	39	85	167	83	37	SRT Train Number	40	174	168	86	44	84
Special Express DRC	Special Express DRC	Express	Rapid	Express	Special Express	Type	Special Express DRC	Rapid	Rapid	Express	Special Express DRC	Express
2	2	1.2.3	2.3	1.2.3	1.2	Class	2	2.3	2.3	1.2.3	2	1.2.3
☼☕	☼☕	☼✕🛏	☼✕🛏	☼✕🛏	☼✕🛏	Services	☼☕	☼✕🛏	☼✕🛏	☼✕🛏	☼☕	☼✕🛏
Daily	Daily	Daily	Daily	Daily	Daily	Operates	Daily	Daily	Daily	Daily	Daily	Daily
0805	2250	1930	1830	1705	1510	Bangkok	1945	0510	0535	0630	0555	0835
1645	0805	0708	0623	0424	0200	Surat Thani	1040	1647	1738	1837	2051	2104
RJ	RJ	RJ	RJ	RJ	RJ	Boat Operator	RJ	RJ	RJ	RJ	RJ	RJ
1900	1000	0900	0800	0600	0500	Don Sak	0830	1430	1530	1630	1830	1930
2030	1130	1030	0930	0730	0630	Koh Samui	0700	1300	1400	1500	1700	1800

43	39	85	167	173	83	SRT Train Number	40	174	86	44	84	172
Special Express DRC	Special Express DRC	Express	Rapid	Rapid	Express	Type	Special Express DRC	Rapid	Express	Special Express DRC	Express	Rapid
2	2	1.2.3	2.3	2.3	1.2.3	Class	2	2.3	1.2.3	2	1.2.3	2.3
☼☕	☼☕	☼✕🛏	☼✕🛏	☼✕🛏	☼✕🛏	Services	☼☕	☼✕🛏	☼✕🛏	☼☕	☼✕🛏	☼✕🛏
Daily	Daily	Daily	Daily	Daily	Daily	Operates	Daily	Daily	Daily	Daily	Daily	Daily
0805	2250	1930	1830	1735	1705	Bangkok	1945	0510	0630	0555	0835	0915
1645	0805	0708	0623	0548	0424	Surat Thani	1040	1647	1837	2051	2104	2126
RJ	RJ	RJ	RJ	RJ	RJ	Boat Operator	RJ	RJ	RJ	RJ	RJ	RJ
1800	1000	1000	1000	1000	0700	Don Sak	0730	1230	1530	1930	1930	1930
2030	1230	1230	1230	1230	0930	Koh Phangan	0500	1000	1300	1700	1700	1700

See pages 76 and 77 for complete boat schedules.

Agents at railway station or pier will issue joint bus - boat tickets. Allow 1.5 hours travel time between railway station and Don Sak pier. Alternate transport is available via taxi or van.

43	39	85	167	83	37	SRT Train Number	40	174	168	86	44	84
Special Express DRC	Special Express DRC	Express	Rapid	Express	Special Express	Type	Special Express DRC	Rapid	Rapid	Express	Special Express DRC	Express
2	2	1.2.3	2.3	1.2.3	1.2	Class	2	2.3	2.3	1.2.3	2	1.2.3
☼☕	☼☕	☼✕🛏	☼✕🛏	☼✕🛏	☼✕🛏	Services	☼☕	☼✕🛏	☼✕🛏	☼✕🛏	☼☕	☼✕🛏
Daily	Daily	Daily	Daily	Daily	Daily	Operates	Daily	Daily	Daily	Daily	Daily	Daily
0805	2250	1930	1830	1705	1510	Bangkok	1945	0510	0535	0630	0555	0835
1645	0805	0708	0623	0424	0200	Surat Thani	1040	1647	1738	1837	2051	2104
STF	STF	STF	STF	STF	STF	Boat Operator	STF	STF	STF	STF	STF	STF
1900	1000	0900	0800	0600	0600	Don Sak	0830	1430	1530	1630	1830	1930
2030	1130	1030	0930	0730	0730	Koh Samui	0700	1300	1400	1500	1700	1800

Agents at Surat Thani Railway Station and Don Sak Pier will issue joint bus - boat tickets. Allow 1.5 hours travel time between the railway station and Don Sak pier. Alternate transport is available via taxi or vans. Seatran Boat operates additional service, refer to pages 76 and 77 for complete schedule.

- ✕ Full meal service
- ☕ Refreshments / Light Meals
- 🛏 Sleeping car service
- ☼ Train has one or more air conditioned cars assigned.

Southern Thailand Bus and Boat Connecting Services

43	39	85	167	173	83	Train Number	40	174	168	86	170	44
Sp Exp DRC	Sp Exp DRC	Ex-press	Rapid	Rapid	Ex-press	Type	Sp Exp DRC	Rapid	Rapid	Ex-press	Rapid	Sp Exp DRC
2	2	1•2•3	2•3	2•3	1•2•3	Class	2	2•3	2•3	1•2•3	2•3	2
☀ ☕	☀ ☕	☀ ✕ 🛏	☀ ✕ 🛏	☀ ✕ 🛏	☀ ✕ 🛏	Services	☀ ☕	☀ ✕ 🛏	☀ ✕ 🛏	☀ ✕ 🛏	☀ ✕ 🛏	☀ ☕
Daily	Daily	Daily	Daily	Daily	Daily	Operates	Daily	Daily	Daily	Daily	Daily	Daily
0805	2250	1930	1830	1735	1705	Bangkok	1945	0510	0535	0630	0900	0555
1645	0805	0706	0623	0548	0424	Surat Thani	1040	1647	1738	1837	2014	2051
PT	PT	PT	PT	PT	PT	Bus Operator	PT	PT	PT	PT	PT	PT
1710	0920	0800	0800	0700	0700	Surat Thani	0930	1530	1630	1800	1900	1900
2010	1220	1100	1000	1000	1000	Krabi	0630	1230	1330	1500	1600	1600

43	39	85	167	173	83	Train Number	40	174	168	86	170	44
Sp Exp DRC	Sp Exp DRC	Ex-press	Rapid	Rapid	Ex-press	Type	Sp Exp DRC	Rapid	Rapid	Ex-press	Rapid	Sp Exp DRC
2	2	1•2•3	2•3	2•3	1•2•3	Class	2	2•3	2•3	1•2•3	2•3	2
☀ ☕	☀ ☕	☀ ✕ 🛏	☀ ✕ 🛏	☀ ✕ 🛏	☀ ✕ 🛏	Services	☀ ☕	☀ ✕ 🛏	☀ ✕ 🛏	☀ ✕ 🛏	☀ ✕ 🛏	☀ ☕
Daily	Daily	Daily	Daily	Daily	Daily	Operates	Daily	Daily	Daily	Daily	Daily	Daily
0805	2250	1930	1830	1735	1705	Bangkok	1945	0510	0535	0630	0900	0555
1645	0805	0706	0623	0548	0424	Surat Thani	1040	1647	1738	1837	2014	2051
PT	PT	PT	PT	PT	PT	Bus Operator	PT *	PT	PT	PT	PT	PT
1730	0900	0900	0700	0700	0700	Surat Thani	1000	1430	1630	1800	1800	2000
2130	1300	1300	1100	1100	1100	Phuket Town	0600	1000	1200	1400	1400	1600

* Phantip van service (see page 78). Phantip advises passengers to watch their valuable possessions on the busses.
1800 bus from Phuket (last trip of the day) also connects with Express No. 84 leaving Surat Thani 2104 arriving Bangkok 0835.

39	85	167	173	83	Train Number	174	168	86	170	44
Sp Exp DRC	Ex-press	Rapid	Rapid	Ex-press	Type	Rapid	Rapid	Ex-press	Rapid	Sp Exp DRC
2	1•2•3	2•3	2•3	1•2•3	Class	2•3	2•3	1•2•3	2•3	2
☀ ☕	☀ ✕ 🛏	☀ ✕ 🛏	☀ ✕ 🛏	☀ ✕ 🛏	Services	☀ ✕ 🛏	☀ ✕ 🛏	☀ ✕ 🛏	☀ ✕ 🛏	☀ ☕
Daily	Daily	Daily	Daily	Daily	Operates	Daily	Daily	Daily	Daily	Daily
2250	1930	1830	1735	1705	Bangkok	0510	0535	0630	0900	0555
0805	0706	0623	0548	0424	Surat Thani	1647	1738	1837	2014	2051
PT	PT	PT	PT	PT	Bus Operator	PT	PT	PT	PT	PT
0920	0920	0800	0700	0630	Surat Thani	1530	1630	1800	1900	1900
1220	1220	1100	1000	0930	Krabi	1230	1330	1500	1600	1600
					Boat					
1330	1330	1330	1030	1000	Krabi	1030	1200	1200	1530	1530
1500	1500	1500	1200	1130	Koh Phi Phi	0900	1000	1000	1400	1400
					Boat					
-----	-----	-----	1100	1100	Krabi	1000	1000	-----	-----	-----
-----	-----	-----	1300	1300	Koh Lanta	0800	0800	-----	-----	-----

Phantip busses serving Phuket stop at Surat Thani railway station. Phantip provides transportation between railway station and bus station to connect with

- ☀ Full meal service
- ☕ Refreshments / Light Meals
- 🛏 Sleeping car service
- ☀ Train has one or more air conditioned cars assigned.

Southern Thailand Bus and Boat Connecting Services



Phuket



Seatran Discovery



Lomprahaya High Speed Catamaran



Seatran Ferry



Raja Ferry

Southern Thailand Bus and Boat Connecting Services

Lomprayah High Speed Catamaran

----	----	1300	0700	Chumphon	<u>1145</u>	<u>1630</u>	----
----	----	<u>1445</u>	<u>0845</u>	↓ Koh Tao ↑	1015	1445	----
----	----	1500	0930		<u>0945</u>	<u>1415</u>	----
----	----	<u>1610</u>	<u>1045</u>	↓ Koh Phangan ↑	0830	1300	----
1200	0700	1620	1100		<u>0820</u>	<u>1250</u>	<u>1730</u>
<u>1230</u>	<u>0745</u>	<u>1640</u>	<u>1120</u>	Koh Samui	0800	1230	1700

----	----	Surat Thani (Railway Station)	1030	1515
1430	0900	Surat Thani (City)	----	----
1600	1010	↓ Don Sak ↑	<u>0845</u>	<u>1330</u>
1645	1055		Koh Samui	0800
1700	1115	↓ Koh Phangan ↑	0745	1230
<u>1730</u>	1145		Koh Phangan	0715
----	1300		----	1045
----	<u>1445</u>	Koh Tao	----	0930

Lomprayah bus connection between Surat Thani and Don Sak.

Raja Ferry

Lv Don Sak	0500	0600	0700	0800	0900	1000	1100	1200	1300	1400
Ar Koh Samui	0630	0730	0830	0930	1030	1130	1230	1330	1430	1530

Lv Don Sak	1500	1600	1700	1800	1900
Ar Koh Samui	1630	1730	1830	1930	2030

Lv Koh Samui	0500	0600	0700	0800	0900	1000	1100	1200	1300	1400
Ar Don Sak	0630	0730	0830	0930	1030	1130	1230	1330	1430	1530

Lv Koh Samui	1500	1600	1700	1800
Ar Don Sak	1630	1730	1830	1930

Lv Don Sak	0800	1000	1400	1600	1800
Ar Koh Phangan	1030	1230	1630	1830	2030

Lv Koh Phangan	0500	0700	1100	1300	1700
Ar Don Sak	0730	0930	1330	1530	1930

Seatran Discovery

1500	0930	Koh Tao	<u>1000</u>	1530
1620	1050	↓ Koh Phangan ↑	0830	1400
1630	1100		0820	1350
<u>1700</u>	<u>1130</u>	Koh Samui	0800	1330

Seatran Boat

Lv Don Sak	0600	0700	0800	0900	1000	1100	1200	1300	1400	1500
Ar Koh Samui	0730	0830	0930	1030	1130	1230	1330	1430	1530	1630

Lv Don Sak	1600	1700	1800	1900
Ar Koh Samui	1730	1830	1930	2030

Southern Thailand Bus and Boat Connecting Services

Seatran Ferry

Lv Koh Samui	0500	0600	0700	0800	0900	1000	1100	1200	1300	1400
Ar Don Sak	0630	0730	0830	0930	1030	1130	1230	1330	1430	1530

Lv Koh Samui	1500	1600	1700	1800
Ar Don Sak	1630	1730	1830	1930

Songserm Express Boat

0700	Chumphon	1700
0930 1000	Koh Tao	1430 1350
1130	Koh Phangan	1230

Panthip (1970) Company, Limited • Air Conditioned Bus Connections

Lv. Surat Thani	0700	0900	1030	1330	1530	1730
Ar. Phuket	1100	1300	1430	1730	1930	2130

Lv. Phuket	0800	1000	1200	1400	1600
Ar. Surat Thani	1230	1430	1630	1800	2000

Lv. Surat Thani	0630	0700	0800	0920	1040	1140	1230	1340	1450	1610	1710	1810
Ar. Krabi	0930	1000	1100	1220	1340	1410	1530	1710	1750	1840	2010	2110

Lv. Krabi	0430	0500	0630	0740	0900	1010	1100	1130	1230	1330	1500	1600
Ar. Surat Thani	0730	0800	0930	1040	1200	1310	1400	1430	1530	1630	1800	1900

Combined Phantip Bus Service with Boat Service (*Boat times shown in italics*)

Lv. Surat Thani	0700	0900
Ar. Phuket	1100	1300
<i>Lv. Phuket</i>	<i>1300</i>	<i>1400</i>
<i>Ar. Koh Phi Phi</i>	<i>1500</i>	<i>1530</i>

<i>Lv. Koh Phi Phi</i>	<i>0900</i>
<i>Ar. Phuket</i>	<i>1030</i>
Lv. Phuket	1200
Ar. Surat Thani	1630

Lv. Surat Thani	0630	0700	0800	0920	1040	1140	1230
Ar. Krabi	0930	1000	1100	1220	1340	1410	1530
<i>Lv. Krabi</i>	<i>1000</i>	<i>1030</i>	<i>1330</i>	<i>1330</i>	<i>1500</i>	<i>1500</i>	<i>1500</i>
<i>Ar. Koh Phi Phi</i>	<i>1130</i>	<i>1200</i>	<i>1500</i>	<i>1500</i>	<i>1630</i>	<i>1630</i>	<i>1630</i>

<i>Lv. Koh Phi Phi</i>	<i>0900</i>	<i>0900</i>	<i>1000</i>	<i>1000</i>	<i>1000</i>	<i>1400</i>
<i>Ar. Krabi</i>	<i>1030</i>	<i>1030</i>	<i>1200</i>	<i>1200</i>	<i>1200</i>	<i>1530</i>
Lv. Krabi	1100	1130	1230	1330	1500	1600
Ar. Surat Thani	1400	1430	1530	1630	1800	1900

Lv. Surat Thani	0630	0700
Ar. Krabi	0930	1000
<i>Lv. Krabi</i>	<i>1100</i>	<i>1100</i>
<i>Ar. Koh Lanta</i>	<i>1300</i>	<i>1300</i>

<i>Lv. Koh Lanta</i>	<i>0800</i>	<i>0800</i>
<i>Ar. Krabi</i>	<i>1000</i>	<i>1000</i>
Lv. Krabi	1100	1130
Ar. Surat Thani	1400	1430

When sea conditions do not permit boat operation between Krabi and Koh Lanta mini bus service is substituted for boat.

Southern Thailand Bus and Boat Connecting Services

Combined Phantip Bus Service with Boat Service (Boat times shown in italics)

Lv. Surat Thani Railway Station	0700	<i>Lv. Koh Samui</i>	0800	1000	1400
<i>Lv. Don Sak</i>	1000	<i>Ar. Don Sak</i>	0930	1130	1530
<i>Ar. Koh Samui</i>	1130	Ar. Surat Thani Railway Station	1130	1330	1730

Boat service between Don Sak and Koh Samui. Combination bus and boat ticket.

Lv. Surat Thani Railway Station	0700	<i>Lv. Koh Phangan</i>	1200
<i>Lv. Don Sak</i>	1000	<i>Ar. Don Sak</i>	1515
<i>Ar. Koh Phangan</i>	1230	Ar. Surat Thani Railway Station	1730

Boat service between Don Sak and Koh Phangan. Combination bus and boat ticket.

Phantip Bus Fares

Between	Adult	Child	Notes
Surat Thani railway station and Koh Lanta	500 Baht	400 Baht	Includes boat fare
Surat Thani railway station and Koh Phangan	320 Baht	300 Baht	Includes boat fare
Surat Thani railway station and Koh Phi Phi	500 Baht	400 Baht	Includes boat fare
Surat Thani railway station and Koh Samui	250 Baht	160 Baht	Includes boat fare
Surat Thani railway station and Krabi	170 Baht	150 Baht	Transportation provided between railway station and bus station
Surat Thani railway station and Phuket	220 Baht	190 Baht	

Combination Railway - Phantip Bus and Railway - Phantip Bus - Boat tickets are sold by the State Railway of Thailand.

Phantip has an agent selling tickets at the Surat Thani railway station.

Phantip busses serving Phuket stop at Surat Thani railway station.

Phantip busses serving Krabi use Talat Kaset 1 & 2 bus station in Surat Thani. Phantip provides transportation between the railway station and bus station.

Phantip Van Service

Between	Price	Notes
Surat Thani bus station and Don Sak Pier	100 Baht	Hourly service from 0715 to 1800
Surat Thani bus station and Krabi	170 Baht	Hourly service from 0600 to 1730
Surat Thani bus station and Phuket	220 Baht	Hourly service from 0600 to 1700

With advance notice vans will pick up or drop off passengers at Surat Thani railway station. Phantip also provides transportation between the railway station and bus station.

Phantip (1970) Company Ltd. Contact Information

Information Hot Line	08-1569-9640, 08-3178-2999	24 hours per day
Surat Thani Office	0-7727-2230, 0-7727-2906	293/6-8 Taladmai Road
Koh Samui Office	08-1569-3290 (mobile)	11/4 Moo 3 Taveeradpakdee Road
Phuket Office	08-1569-3290 (mobile)	Phuket Bus Terminal
Internet	http://www.phantiptravel.com	
E-mail	akasit_k@hotmail.com	Promptly replies in English

Phantip advises passengers to watch their valuable possessions on busses.

Joint Railway • Bus • Boat Tickets

Lomprayah High Speed Catamaran
Phantip (1970) Co. Bus
Seatran Discovery
Songserm Express Boat

Issued by the State Railway of Thailand, Travel Agencies and Boat Operators

Nationwide Hot Line Dial 1690

State Railway of Thailand Tour Packages

Tours originate and terminate at Bangkok Hua Lamphong Station except as noted. Prices include meals, transportation and accommodations. For reservations call Hot Line 1690.

Package Name Days and Duration	Description Cost
Amphawa Floating Market Saturday, Sunday, Holidays 12 hours 20 minutes	Wong Wain Yai Station in Thonburi Train No. 4341 departing at 0740. Maha Chai to Ban Laem via Boat. Train No. 4383 departs Ban Laem 1010, arriving Mae Khlong 1110. Visit Mae Khlong Railway Market, Wat Phet Samut Worawihan. Wat Bang Khae (via boat) and Amphawa Floating Market. Returns to Bangkok via air conditioned van arriving at 2000. 499 Baht.
Angor Wat (Cambodia) Daily 3 days, 2 nights	Leave Bangkok 0555 via Train No. 275 to Aranyaphrathet. Via car from Aranyaphrathet to Siem Reap, Cambodia. Overnight at Siem Raep. Second day visit Angkor Thom, Bridge Serpent and Brasart Banyon. Overnight stay. Third day shopping at Psa Ja Market. Return to Thailand. Arrive Bangkok 1955 on Train No. 276 from Aranyaphrathet. Adults 7,500 Baht, children 5,200 Baht. Note: trains have third class fan seating.
Eastern Border and Mekong River Daily 4 days, 3 nights	Day 1 leave Bangkok 2030 on Train No. 67. Day 2 arrive Ubon Ratchathani 0725 on Train No. 67. Phu Pha National Park, Wat That Phanom, Nakhon Phanom. Overnight at Ubon Ratchathani. Day 3 Pha Mor Dang, Kho Phrawihan, Luang Pho Tho, Maha Buddha Ram Temple, Prasat Sakram Yai Castle Rock, Luang Pu Krong. Leave Si Sa Ket 1930 on Train No. 68 Day 4 arrive Bangkok 0550 on Train No. 68. Air conditioned second class upper berth 5,232 Baht. Air conditioned second class lower berth 5,372 Baht.
Hua Hin and Suan Soan Pridipat Saturday, Sunday, Holidays 12 hours 55 minutes	Leave Bangkok 0630 on Train No. 911. Nakhon Pathom - Pra Pathom Chedi temple and shopping (40 minute stop). Detrain at Hua Hin or Suan Soan Pridipat Beach, approximately 5 hour layover. Arrive Bangkok 1925 on Train No. 912. Second class (air conditioned) 240 Baht. Third class (fan cooled) 120 Baht.
Kanchanaburi Raft Trip Saturday, Sunday, Holidays 12 hours 55 minutes	Leave Bangkok 0630 on Train No. 909. Nakhon Pathom - Pra Pathom Chedi temple and shopping (40 minute stop). Kanchanaburi - river raft trip on Kawi, Kwai Noi and Mae Khlong Rivers. Visit War Cemetery, Tam Khao Poon. Arrive Bangkok 1925 on Train No. 910. Second class (air conditioned) train 740 Baht. Third class (fan cooled) train 620 Baht.
Lake Valley Resort and Vajralongkorn Dam Lake Saturday 2 days, 1 night	Saturday leave Bangkok 0630 on Train No. 909. Nakhon Pathom - Pra Pathom Chedi temple and shopping (40 minute stop). River Kwai Bridge - photo stop. Detrain at Tham Krasae and continue by bus to Suansaiyok Adventure & Historical Resort. Boat from Amper Thong Pha Phum to Lake Valley Resort. Overnight at Lake Valley Resort. Sunday boat trip to Sangklaburi. Bus returns to Bangkok arriving at 2100.. Second class (air conditioned) train 3,120 Baht for adults and 2,920 Baht for children. Third class (fan cooled) train 3,000 Baht for adults and 2,800 Baht for children.
Legend of King Naresuan and the Nine Armies War Historical Park Saturday, Sunday, Holidays 12 hours 55 minutes	Saturday leave Bangkok 0630 on Train No. 909. Nakhon Pathom - Pra Pathom Chedi temple, shopping (40 minute stop). Detrain at Kanchanaburi. River Kawi Bridge - photo stop Visit ancient remains at Old Kanchanaburi, Nine Armies Historical Park, Promimitr Studio. Train No. 910 Kanchanaburi to Bangkok, arrive 1925. Second class (air conditioned) 1,120 Baht for adults and 1,020 Baht for children. Third class (fan cooled) 1,000 Baht for adults and 900 Baht for children.

State Railway of Thailand Tour Packages

Tours originate and terminate at Bangkok Hua Lamphong Station except as noted. Prices include meals, transportation and accommodations. For reservations call Hot Line 1690.

Package Name Days and Duration	Description Cost
Mae Khlong Excursion Saturday 2 days and 1 night	Depart Wong Wian Yai Station (Thonburi) 0740 Train No. 4341, arrive Maha Chai 0839. Shopping at Maha Chai Market then boat to Ban Laem. Depart Ban Laem at 1010 on Train No. 4383, arrive Mae Khlong 1110. Mae Khlong Railway Market , Wat Phet Samut Worawihan. Evening boat trip on Mae Khlong River, visit Ampawa Floating Market. Overnight at Baanrimklong Homestay. Sunday boat trip to Bang Taboon River and mangrove swamp. Return to Wong Wian Yai via Train 4386, boat and Train 4308, arriving at 1825. 1,399 Baht.
Myanmar Border - Sangklaburi - Three Pagodas Pass Saturday 2 days and 1 night	Saturday leave Bangkok 0630 on Train No. 909. Nakhon Pathom - Pra Pathom Chedi temple and shopping (40 minute stop). River Kawi Bridge - photo stop. Detrain at River Kwai Jungle House. VIP Van to Amper Tong Phum, Kho Laem Lake and Three Pagodas Pass. Overnight at Sangklaburi. Sunday morning shopping then return to Bangkok by van with dinner stop at Kanchanaburi. Arrive Bangkok 2100 via van. Second class (air conditioned) adults 2,640 Baht, children 2,420 Baht. Third class (fan cooled) adults 2,520 Baht, children 1,018 Baht.
Nam Tok Sai Yok Noi Saturday, Sunday, Holidays 12 hours 55 minutes	Leave Bangkok 0630 on Train No. 909. Nakhon Pathom - Pra Pathom Chedi temple and shopping (40 minute stop). Stops at River Kwai Bridge and Tha Krasae Trestle. Nam Tok Sai Yok Noi, visit waterfalls (3 hour layover). Return on Train 910 with stop at Allied War Cemetery in Kanchanaburi. Arrive Bangkok at 1925. Second class (air conditioned) 240 Baht. Third class (fan cooled) 120 Baht.
Phetchaburi - Cha-am Beach Saturday, Sunday, Holidays 12 hours 55 minutes	Leave Bangkok 0630 on Train No. 911. Nakhon Pathom - Pra Pathom Chedi temple and shopping (40 minute stop). Detrain at Phetchaburi and continue by vehicle. Visit Phranakhon Khiri, Phra Rajaniwet Marigdayawan and Cha-am Beach. Leave Cha-am on Train No. 912, arrive Bangkok at 1925. Second class (air conditioned) 740 Baht. Third class (fan cooled) 620 Baht.
Prasat Muang Sing Historical Park Saturday, Sunday and Holidays 12 hours 55 minutes	Leave Bangkok 0630 on Train No. 909. Nakhon Pathom - Pra Pathom Chedi temple and shopping (40 minute stop). Stops at River Kwai Bridge for photos. Detrain at Tha Kylin and continue by vehicle to Prasat Muang Sing Historical Park. Train 910 from Tam Krasae with stop at Allied War Cemetery in Kanchanaburi. Arrive Bangkok at 1925. Second class (air conditioned) 690 Baht. Third class (fan cooled) 570 Baht.
Ratchaburi - Tam Khao Bin Saturday, Sunday and Holidays 12 hours 55 minutes	Leave Bangkok 0630 on Train No. 911. Nakhon Pathom - Pra Pathom Chedi temple and shopping (40 minute stop). Detrain at Ratchaburi. Visit Dam Noen Sa Duk Floating Market. Continue by bus to Tam Khao Bin and Khao Ngu National Park. Return to Ratchaburi by bus. Return on Train No. 912, arriving Bangkok at 1925. Second class (air conditioned) 740 Baht. Third class (fan cooled) 620 Baht.
River Kwai Jungle House Saturday 2 days and 1 night Note: Originates at Bangkok and terminates at Thonburi	Saturday leave Bangkok 0630 on Train No. 909. Nakhon Pathom - Pra Pathom Chedi temple and shopping (40 minute stop). Stops at River Kwai Bridge for photos.. Nam Tok Sai Yok Noi, visit waterfalls (3 hour layover) then board Train No. 910 for River Kwai Jungle House (overnight stay). Sunday bus tour of the Tham Chalei area. Board Train No. 258, arriving Thonburi at 1735. Second class (air conditioned) adults 1,255 Baht, children 1,060 Baht, Third class (fan cooled) adults 1,135 Baht, children 1,060 Baht

State Railway of Thailand Tour Packages

Tours originate and terminate at Bangkok Hua Lamphong Station except as noted. Prices include meals, transportation and accommodations. For reservations call Hot Line 1690.

Package Name Days and Duration	Description Cost
Suansaiyok Adventure Park Saturday, Sunday and Holidays 12 hours 55 minutes	Saturday leave Bangkok 0630 on Train No. 909. Nakhon Pathom - Pra Pathom Chedi temple and shopping (40 minute stop). River Kawi Bridge - photo stop. Detrain at Tham Krasae and continue by bus to Suansaiyok Adventure & Historical Resort. Return on Train 910 from Tam Krasae, arriving Bangkok at 1925. Second class (air conditioned) adults 390 Baht, children 340 Baht, Third class (fan cooled) adults 270 Baht, children 220 Baht.
Suansaiyok Adventure and Historical Resort Saturday 2 days and 1 night Note: Originates at Bangkok and terminates at Thonburi	Saturday leave Bangkok 0630 on Train No. 909. Nakhon Pathom - Pra Pathom Chedi temple and shopping (40 minute stop). River Kawi Bridge - photo stop. Detrain at Tham Krasae and continue by bus to Suansaiyok Adventure & Historical Resort. Overnight stay at River Kwai Jungle House. Sunday visit Tham Chalei and Sunsayok Adventure Park. Return to Tham Krasae and board Train No. 258, arriving Thonburi at 1735. Second class (air conditioned) adults 1,355 Baht, children 1136 Baht. Third class (fan cooled) adults 1,235 Baht, children 1,018 Baht..
Vientiane - Vang Vieng - Nam Ngun Dam (Laos) Tuesday and Friday 5 days and 4 nights Requires passport for Laos	Day 1 leave Bangkok 2000 on Train No. 69. Day 2 arrive Nong Khai 0825 and transfer to bus. Cross Mekong River into Laos. Visit Vientiane, Pha That Luang, Hor Pra Keaw Musuem. Overnight at Nang Vieng. Day 3 visit Guiline and Nam Ngun Dam, return to Vientiane and stay overnight. Day 4 Shopping in Vientiane, visit Wat Sri Mung and Wat Xieng Khun. Return to Thailand. Depart Nong Khai 1820 on Train No. 70. Day 5 arrive Bangkok 0625 on Train No. 70. Air conditioned second class upper berth 8,316 Baht Air conditioned second class lower berth 8,456 Baht.
Vientiane - Vang Vieng - Hai Lin - Luang Prabang (Laos) Tuesday and Friday 7 days and 6 nights Requires passport for Laos	Day 1 leave Bangkok 2000 on Train No. 69. Day 2 arrive Nong Khai 0825 and transfer to bus. Cross Mekong River into Laos. Visit Vientiane, Pha That Luang, Hor Pra Keaw Musuem. Overnight at Vang Vieng. Day 3 Continue to Xieng Khan, visit Hai Hin. Overnight at Hai Hin. Day 4 Xieng Khan Morning Market, Luang Prabang, Kuang Si waterfall and shopping. Overnight at Luang Prabang. Day 5 Wat Visoun, Ban Xang Hai. Boat trip to Tham Ting. National Museum (Royal Palace), Wat Xieng Thong and Phou Si. Day 6 Vientiane duty free shopping and return to Thailand. Depart Nong Khai 1820 on Train No. 36. Day 7 Arrive Bangkok 0625 on Train No. 70. Air conditioned second class upper berth 15,916 Baht Air conditioned second class lower berth 16,056 Baht.
Vientiane - Hanoi - Halong Bay (Laos and Vietnam) Tuesday and Friday 7 days and 6 nights Requires passport for Laos and Vietnam	Day 1 leave Bangkok 2000 on Train No. 69. Day 2 arrive Nong Khai 0825 and transfer to bus. Cross Mekong River into Laos. Visit Vientiane, Pha That Luang, Hor Pra Keaw Museum. Enter Vietnam and stay overnight at Vinh. Day 3 Continue to Halong Bay and stay overnight. Day 4 Halong Bay, Thien Cung Cave and Hanoi. Overnight at Hanoi. Day 5 Visit Ho Chi Minh's house and continue to Vinh. Overnight at Vinh. Day 6 Day 6 Vientiane duty free shopping and return to Thailand. Depart Nong Khai 1820 on Train No. 36. Day 7 Arrive Bangkok 0625 on Train No. 70. Air conditioned second class upper berth 15,416 Baht Air conditioned second class lower berth 15,556 Baht.



Passenger Train Descriptions

Train Type	Description
Special Express	Long distance trains operating on expedited schedules with first and second class air conditioned sleeping cars and restaurant cars. Meals must be purchased and may be consumed at seat or in the restaurant car. These trains are powered by diesel locomotives and operate at maximum speed of 105 kilometers per hour (65 miles per hour).
Special Express Diesel Rail Car	Long distance trains operating on expedited schedules using air conditioned self propelled second class Diesel Rail Cars. Complimentary at seat light meals, snacks and beverages are provided. Maximum speed is 120 kilometers per hour (75 miles per hour).
Express	Long distance trains operating on expedited schedules with air conditioned and fan cooled sleeping cars, coaches and restaurant cars. These trains use first, second and third class equipment. Meals must be purchased and may be consumed at seat or in the restaurant car. These trains are powered by diesel locomotives and operate at maximum speed of 105 kilometers per hour (65 miles per hour).
Express Diesel Rail Car	Long distance trains operating on expedited schedules using air conditioned self propelled second class Diesel Rail Cars and fan cooled third class Diesel Rail Cars. Complimentary at seat light meals, snacks and beverages are provided for second class passengers. Maximum speed is 120 kilometers per hour (75 miles per hour).
Rapid	Long distance trains serving major stations operating with a variety of second class and third class air conditioned and fan cooled equipment. Most rapid trains are conventional trains, a few use Diesel Rail Cars. Rapid trains are numbered in the 100 series.
Ordinary	Long distance trains utilizing primarily third class fan cooled equipment making numerous station stops. Ordinary trains are numbered in the 200 and 4000 series.
Commuter	Commuter trains serve Bangkok and Thonburi using third class fan cooled equipment. Commuter service extends on the Northern Line to Lop Buri, the Northeastern Line to Kaeng Khoi Junction, the Eastern Line to Prachin Buri and on the Southern Lines to Salaya, Suphan Buri and Ratchaburi. Commuter trains are numbered in the 300 series and 900 series.
Local	Local trains operate on relaxed schedules serving numerous rural communities with third class fan cooled equipment. On the Northern and Northeastern Lines local trains use Diesel Rail Cars, on the Southern Lines conventional Diesel powered trains with coaches are used. Local trains are numbered in the 400 series.
Mixed	Mixed trains carry passengers and freight (cargo).
Special Service	Trains in the 900 number series. These include special tourism trains, special commuter trains, Malaysian Railways Trains 21 and 22 between Hat Yai Junction and Padang Besar, the Diesel Rail Car service between Nong Khai and Tha Na Laeng, Laos, and the Eastern and Oriental Express trains.




Rapid Train No. 135 preparing to depart Bangkok en route to Ubon Ratchathani.

Passenger Train Equipment

Type	Description	Cooling	Notes
ANF	First Class Day and Night Coach	AC	Air conditioned sleeping cars with 12 private compartments seating sleeping two people. Each compartment has a wash basin with soap and towels provided. Each car is equipped with toilets and a cold water shower. Day configuration is a two person sofa, At night the sofa converts to bottom sleeping berth and the upper sleeping berth folds down from the wall. The car attendant will convert room from day to night configuration and provides sheets, blankets and pillows. The berths are large enough to comfortably accommodate adults. Luggage is stored within the compartment and the doors can be locked. Meals may be served by attendant in the room or consumed in the restaurant car. Lower berth chargers are slightly higher than upper berths. Single travellers will share a compartment with a passenger of the same sex. The railway also offers a fare permitting single traveller to exclusive occupancy of a compartment. JR-West sleeping cars have ten private compartments.
ANS	Second Class Day and Night Coach	AC	Air conditioned sleeping cars accommodating 30, 32, 36 or 40 persons in semi-private berths both sides of a center aisle (privacy is provided by curtains). Each car is equipped with toilets. Day configuration is facing seats. At night the facing seats are drawn together to form the bottom sleeping berth and the upper sleeping berth folds down from the wall. The car attendant will convert room from day to night configuration and provides sheets, blankets and pillows. The berths are large enough to comfortably accommodate adults. Luggage is stored in racks next to the berths. Meals may be served by attendant in the room or consumed in the restaurant car. Lower berths are slightly larger and have a window and are slightly more expensive than upper berths.
BNS	Second Class Day and Night Coach	Fan	Fan cooled sleeping cars accommodating 26, 28 or 32 persons in semi-private berths both sides of a center aisle (privacy is provided by curtains). Each car is equipped with toilets. Day configuration is facing seats. At night the facing seats are drawn together to form the bottom sleeping berth and the upper sleeping berth folds down from the wall. The car attendant will convert room from day to night configuration and provides sheets, blankets and pillows. Luggage is stored in racks next to the berths. Meals may be served by attendant or consumed in the restaurant car. Lower berths are slightly larger and have a window and are slightly more expensive than upper berths.
ASC	Second Class Coach	AC	Cars fitted with reclining seats accommodating 48 persons. Overhead racks provided for smaller luggage items, larger items may be stored behind the last row of seats in each car. Each car has toilets. Cooling is provided by air conditioning and overhead fans.
BSC	Second Class Coach	Fan	Cars fitted with reclining seats accommodating 40 persons. Overhead racks provided for smaller luggage items, larger items may be stored behind the last row of seats in each car. Each car has toilets. Cooling is provided overhead fans.
BST	Second and Third Class Coach	Fan	Combination coach seating 20 persons in reclining second class seating and 40 persons in third class seating. Second class seats are individual seats, third class seats are normally bench type seats. Overhead racks are provided for luggage. Each car has toilets and cooling is provided by overhead fans.
ATC	Third Class Coach	AC	Accommodates 72 or 80 persons. Seats are padded vinyl bench type. Overhead racks are provided for luggage, larger items are stored on the floor. Each car has toilets and cooling provided by air conditioning.
BTC	Third Class Coach	Fan	Accommodates 72 or 80 persons. Seats bench type. Overhead racks are provided for luggage, larger items are stored on the floor. Each car has toilets and cooling provided by overhead fans.
ARC	Restaurant Car	AC	Air conditioned restaurant (dining car) with table seating.
BRC	Restaurant Car	Fan	Fan cooled restaurant (dining car) with table seating.
BBT	Third Class Buffet Car	Fan	Cafeteria style food service car.
APN APD	Second Class Diesel Rail Car Dawoo and Sprinter Types	AC	Air conditioned second class self propelled Diesel Rail Car with reclining seats. Overhead fans supplement air conditioning. Each car is equipped with toilets. Luggage is stored in overhead racks, larger items are stored at end of the car. Passengers are provided light meals, beverages and refreshments at their seats. Type APD with driver cab seats 76 persons, type APN without driver cab seats 80 persons. Used on Special Express trains.
ATC ATN	Second Diesel Rail Car Third Class Diesel Rail Car	AC Fan	Air conditioned second class self propelled Diesel Rail Car with 76 reclining seats and fan cooled Diesel Rail Car with 58 or 80 seats. Each car is equipped with toilets. Luggage is stored in overhead racks, larger items are stored at end of the car. Second class passengers are provided light meals, beverages and refreshments at their seats. Used primarily on Express Trains and special tourism trains.



(left) ANF (First Class Day and Night Coach) shown in day configuration and (right) in night configuration.



ANS JR-West (Second Class Day and Night Coach) in day configuration (left) and night configuration (right)



Second Class Day and Night Coach. The left photograph is the day configuration showing the facing seats and luggage storage racks.



Second Class Air Conditioned Coach (ASC) with reclining seats.



Third class coach seating. Seats may upholstered in vinyl, cloth or wood.



Second class section in combination second and third class coach.



Air conditioned restaurant car.



Daewoo type second class Diesel Rail Car. Seats may upholstered in vinyl or cloth.



NKF type Third class Diesel Rail Car.



Passenger Equipment Seating Diagrams

ANF • First Class Air Conditioned Day and Night Coach • 24 berths / seats

		23	21	19	17	15	13	11	9	7	5	3	1	S
		24	22	20	18	16	14	12	10	8	6	4	2	R

ANF • First Class Air Conditioned Day and Night Coach (JR-West) • 10 berths / seats

R	1	2	3	4	5	6	7	8	9	10	

ANS • Second Class Air Conditioned Day and Night Coach • 40 berths / seats

R	1	2	5	6	9	10	13	14	17	18	21	22	25	26	29	30	33	34	37	38
R	3	4	7	8	11	12	15	16	19	20	23	24	27	28	31	32	35	36	39	40

ANS • Second Class Air Conditioned Day and Night Coach • 32 berths / seats

	1	2	5	6	9	10	13	14	17	18	21	22	25	26	29	30	R
	3	4	7	8	11	12	15	16	19	20	23	24	27	28	31	32	R

ANS • Second Class Air Conditioned Day and Night Coach (JR-West) • 34 berths / seats

R	1	3	5	7	9	11	13	15	17	19	21	23	25	27	29	31	33	S
	2	4	6	8	10	12	14	16	18	20	22	24	26	28	30	32	34	R

BNS • Second Class Fan Cooled Day and Night Coach • 32 berths / seats

	1	2	5	6	9	10	13	14	17	18	21	22	25	26	29	30	R
	3	4	7	8	11	12	15	16	19	20	23	24	27	28	31	32	S

APD • Second Class Air Conditioned Diesel Rail Car (Daewoo) • 40 seats

R	4	8	12	16	20	24	28	32	36	49	
	3	7	11	15	19	23	27	31	35	39	
	2	6	10	14	18	22	26	30	34	38	R
	1	5	9	13	17	21	25	29	33	37	

Diagrams are not drawn to scale.

Passenger seat / berth
 Restroom or Shower
 Railway use (no seat)
 Aisle

Luggage (Baggage)

On board allowance is one large suitcase or similar item and one small carry on bag per passenger. Additional baggage will be transported in the freight carriage (baggage car) and subject to a charge. The State Railway of Thailand does not offer checked baggage (luggage) service. There is a fee based parcel service available.

Equipment	Luggage (Baggage) Storage
First Class Day and Night Coaches (Sleeping Cars)	Stored in compartment.
Second Class Day and Night Coaches (Sleeping Cars)	Stored in aisle on luggage racks next to berth.
Second Class Coaches and Second Class Diesel Rail Cars	Smaller items in overhead rack Larger items in storage area behind last row of seats.
Third Class Coaches and Third Class Diesel Rail Cars	Smaller items in overhead rack. Larger items on floor next to seat.

Luggage (Baggage) Weight Limits per Passenger

Travel Class	Kg.	Lbs.
First Class	60	110
Second Class	40	88
Third Class (except on Commuter Trains)	30	66
Commuter Trains	15	33

Excess baggage, bicycles, motor cycles, golf clubs and other large items must be carried in the freight carriage (baggage car) and will be charged a charge. After purchasing seat ticket, a cargo ticket must be purchased for these items. Part of the cargo ticket is attached to the item and part to the passenger ticket. To claim your item, the passenger ticket and cargo ticket must be presented. Check with the railway to determine which trains accept large items such as bicycles and motorcycles. The railway permits passengers to bring folding type bicycles on board without charge provided the bicycle will be placed overhead or under seat and will not obstruct the aisle.

Prohibited Items

- magnetized, flammable, corrosive, oxidizing or explosive items.
- pressurized gasses.
- weapons, munitions and fireworks.
- strong smelling materials or foods.

Animals are prohibited in air conditioned cars. Caged animals may be carried in non-airconditioned cars and may be transported in the luggage (baggage car) for a fee. "Fierce dogs" are prohibited.

Left Luggage Facilities

The following stations have secure rooms where luggage may be stored for a nominal fee. The attendant will provide a receipt which must be presented to claim luggage.

Bangkok	Nakhon Lampang	Sungai Kolok
Bang Sue Jct.	Nakhon Pathom	Surat Thani
Chaiya	N. Ratchasima	Trang
Chiang Mai	N. Si Thammarat	Thonburi
Chumphon	Nong Khai	Thung Song Jct.
Don Muang	Pattani	Ubon Ratchathani
Hat Yai Jct.	Phetchaburi	Udon Thani
Hua Hin	Prachaup Khiri Khan	Uttaradit
Lang Suan	Phitsanulok	Yala
Lop Buri	Ratchaburi	

Food Service

Train	Food Service
Special Express	Restuarant cars (air conditioned on Trains 1, 2, 35 and 36, fan cooled on other trains).
Special Express Diesel Rail Cars	Light meals, snacks and beverages are served at seat. Cost is included with fare.
Express	Restaurant cars (fan cooled). Third class buffet cars are added on some trains.
Express Diesel Rail Cars	Second class passengers are served light meals, snacks and beverage at seat. Third class passengers may purchase food on board or from vendors at stations.
Rapid	Some trains carry fan cooled restuarant cars or third class buffet coaches. Food may be purchased from vendors at stations.
Ordinary and Commuter	No food service. Passengers may purchase food from vendors at stations.

Passengers traveling in Day and Night Coaches (Sleeping Cars) have option to eat in restaurant car or be served meals in their compartments or berths. Meals typically cost 50 to 100 Baht for breakfast and 100 to 200 Baht for lunch or dinner. Normal serving hours are between 0530 and 2200. Menus typically consist of seafood, pork and chicken dishes with rice, vegetables and fruits. Soft drinks, tea, bottled water and beer may be purchased. Passengers with Second Class tickets on Diesel Rail Cars are provided complimentary light meals, snacks and beverages at their seats. Vendors may board trains at stations and offer food and beverages for sale.

Smoking Policy

Smoking is prohibited in any seating areas and in compartments. Smoking is permitted on some trains in the vestibules between cars and is permitted on station platforms.

Toilet Facilities

Toilets at stations and in passenger cars may be traditional Thai squat toilets or Western style commodes with seats. Many passenger cars are equipped with both types. Toilets at some stations require a fee of a few Baht. The State Railway of Thailand has undertaken a "Happy Toilet" program to upgrade the facilities to modern Western standards, however many remain substandard.

Many passenger cars do not have retention tanks and human waste is dumped on the track, therefore it is not advisable to use the toilet when train is stopped at a station. The railway normally provides paper towels and toilet tissue. Some visitors may wish to bring travel kits with toilet tissue, seat covers and moist towelettes which are sold by travel product suppliers.

Showers

First Class Day and Night Coaches (Sleeping Cars) and most Second Class Day and Night Coaches (Sleeping Cars) are equipped with a shower at one end of the car (see car diagrams on page 86).

Train Performance

Late trains are not unusual on the State Railway of Thailand. On time performance is affected by many factors including equipment availability, locomotive failures, track work, signal problems, weather and accidents. None of the schedules or connections in the timetable can be guaranteed. Passengers can access SRT's Train Tracking program via internet to determine train status (<http://58.181.223.142/srtts/view>). There is a link to this program from the SRT web site. It is suggested using Google Chrome browser which will translate the data from Thai into other languages.

Tickets and Reservations

SPECIAL EXPRESS		CHIANG MAI		BANGKOK	
TRAIN TRADE 2	DEPARTURE DATE 09MAR11	DEPARTURE TIME 17:55	ARRIVAL TIME 07:00	TRAIN - SLEEPER CLASS - SEAT/FIR 1 ANF24	CAR - SEAT/FIR 2 22
Mr. David Bernstein			MAN	LOWER	ADULT 01-01
1906-027-00019-02/02 190029		TRV		27 JUN 11 10:47	

Method	Notes
In person	Tickets may be purchased on day of travel from staffed railway stations. At major stations tickets may be purchased 60 days prior to travel date.
On train	Tickets purchased on train will be assessed a penalty fee if tickets were available for purchase at railway station.
Telephone	From SRT Call Center up to 60 days prior to travel date.
E-mail or Fax	From SRT from 15 to 60 days prior to travel.
Internet	From two hours to 60 days prior to travel.
Travel Agencies	From travel agencies in Thailand up to 60 days prior to travel date.
Other Carriers	Some boat and bus companies issue joint tickets with train travel.
Group Travel	By telephone or at Group Travel window at Hua Lamphong Station in Bangkok up to 60 days prior to travel date.

The railway does not require advance purchase of tickets and they may be purchased at any time prior to departure if available. It is advisable to purchase tickets in advance for first class and second class travel, as tickets may sell out before travel date. Normally third class tickets can be purchased on day of travel. During peak travel periods such as New Year's and the Songkran Festival (April) trains are often sold out and purchasing tickets as far in advance as possible is advised. Tickets may be purchased 60 days prior to travel.

Internet Ticketing (e-SRT)

The State Railway of Thailand offers train booking via their e-SRT internet site (<http://www.thairailticket.com>). Tickets may be purchased for travel from two hours to 60 days prior to train departure. The internet site is available in Thai and English languages and operates continuously (24 hours each day). Registration is not required to check train schedules, fares or seat availability. Special Express, Express and Rapid trains are available for on line booking in all class accommodations. There are no Eastern Line trains available on e-SRT.

Registration is free and is required to reserve seats and make payments. The registration process requires Thai citizens to enter their National Identification Number or passport number; citizens of other countries must provide their passport number. All tickets purchased using e-SRT must be paid for at the time of purchase using Mastercard, Visa or Bangkok Bank (BBL) debit card via the internet. The system allows booking four seats or sleeping car berths per transaction. The SRT imposes a 20 Baht booking fee per passenger and a 3% surcharge of the total amount for credit card purchases. When transaction is complete ticket(s) will be displayed as PDF file for downloading and printing.

Booking to stations in Laos and Malaysia are not available via internet. The SRT does not make all seats available for internet booking and if e-SRT shows no seats available, there may be seats available for booking at railway stations or through the 24 hour call center (1690). Changes or cancellations to tickets booked via e-SRT must be made at railway stations. The same conditions shown on pages 90 and 91 apply for e-SRT ticket changes, cancellations at refunds.

Telephone Reservations

The State Railway of Thailand maintains a 24 hour Call Center for reservations, ticketing and information in the Thai and English languages. The Call Center is accessed by dialing 1690 from any telephone in Thailand. Reservations may be made up to 60 days prior to travel.

E-mail and Fax Reservations

For reservations by e-mail (passenger-ser@railway.co.th) or via fax (0 2225 6068), provide the travel date, train number, departure time, class of travel, sleeper berth (upper or lower) if applicable, number of passengers, your name and e-mail address. The railway will send an e-mail confirmation and instructions for purchasing tickets at the railway station (It may be several days before a response is received from the railway). Tickets must be purchased by the time specified in the message or the reservations will be cancelled. Reservation requests via e-mail or fax may be made for travel 60 days in advance but must be submitted not later than 15 days prior to travel to allow processing. There is a 200 Baht surcharge for reserving tickets by e-mail or fax.

Purchasing Tickets on Trains

The State Railway of Thailand imposes a surcharge of 250 Baht for each ticket purchased on express trains and 100 Baht for other trains when a passenger boards at a station where tickets are available for purchase. The fee is not assessed for children, secondary school students in uniform, at stations without ticket agents or if tickets cannot be sold at a station due to technical issues. Any person discovered on a train without a valid ticket is assessed the same surcharges. The surcharges are added to the ticket price.

Bus and Boat Operators

Lomprayah High Speed Catamaran, Phantip (1970) Co. Bus, Seatran and Songserm Express Boat can issue joint tickets with SRT.

Travel Agencies

Tickets may also be purchased from travel agencies in Thailand who impose a surcharge for their services. Many travel agencies offer the advantage of advance reservations via the internet and accept credit and debit cards. Tickets may be delivered to a hotel, residence or picked up by the purchaser. Travel agencies have access to tickets 60 days prior to travel.

Tickets and Reservations

Selected Travel Agencies Issuing Railway Tickets

Agency Name • Internet • E-mail	Telephone
Asia Discovery http://www.asia-discovery.com/train.htm -	0-2626-4182
Charlie Connection Travel and Tour http://www.travelconnexion.com/ info@travelconnexion.com	0-2629-4262
H. I. S. Tours Company http://www.his-bkk.com/en/thai_railway.php yoyaku@histours.co.th	0-2264-6899
Olavi Tours http://olavi.com/ travelinfo@olavi.com	0-2629-4714
Siam Hotel Net http://www.siamhotel.net/ -	Internet only
S. S. Travel Service http://www.sstravel.co.th/ ai@sstravel.co.th	0-2216-5689
Thai Focus http://www.thaifocus.com/travel/train/ info@thaifocus.com	0-5381-8754
Thailand Day http://www.thailandday.com/Tickets/Traintickets/ Trainticket.htm services@thaifocus.com	Internet only
Travex Co. Ltd. (Thailand Train Ticket) http://www.thailandtrainticket.com/ info@thailandtrainticket.com	0-2638-1600

Purchasing Tickets at Hua Lamphong Station

Ticketing office for today's train consisting of 11 windows on left side of the photograph. Electronic signs indicate which type of train tickets are sold at a particular window ("Commuter", "Express", "All Trains", etc.). Tickets for same day departures are available from 0430 until 2400 daily.

Advance Booking Office ticket windows are located to the right of the daily ticket windows and are open daily from 0830 until 1630. Tickets are available for purchase from 1 to 60 days in advance of travel. Take a numbered ticket from the machine and wait until your number is called. The Group Travel Office is located on the far right side of station. There are ATM's (automated teller machines) in the station to withdraw cash using credit or debit cards. There are also currency exchange services available in the station. Advance booking is also available at Sam Sen, Bang Sue Junction, Bang Khen, Don Muang and Lak Si stations.

Refunds

Cancellation Time Period	Refund
4 days or more prior to scheduled departure	Full refund
3 days prior to travel to scheduled departure	80% refund
Less than 3 days to 1 hour prior to scheduled departure	50% refund
Less than one hour prior to scheduled departure	No refund

Full refund of ticket cost for trains cancelled or seating of the same class not available due to overbooking, error by the railway or lack of passenger train equipment. Refund of the air conditioning supplemental fee is granted if air conditioning fails to operate for 75% of the distance travelled. If the air conditioning fails to operate for 25% or less of the distance travelled no refund is provided.

Refund requests must be submitted on form provided and accompanied by the ticket. The request may be submitted at any railway station and must be submitted within one year of the date ticket was issued.

Tickets

The most common type of ticket issued is the computer generated single ticket, printed in Thai or English. The railway also offers coupon books for commuters, ticket books in various denominations between 2 Baht and 50 Baht and a monthly credit card style ticket for use in Bangkok suburban area.

Discounted Fares

Children less than 100 cm. (39 inches) height not requiring a seat ride for free.

Children between 100 cm. (39 inches) and 150 cm. (59 inches) travel at half regular fare (excluding supplemental fees).

Buddhist Monks and Novices travel at half fare (excluding supplemental fees).

Christian and Islamic Clergy travel at half fare (excluding supplemental fees).

Thai armed forces members in uniforms travel at half fare (excluding supplemental fees).

Thai residents 60 years or older travel at half fare (excluding supplemental fees) from 1 June to 30 September annually.

Free Transportation For The People

The State Railway of Thailand does not charge for third class fan cooled transportation in Ordinary, Commuter, Local and Mixed Trains. This program was implemented by the Thai Cabinet effective 1 August 2008 to provide financial relief for low income persons during economic slow down. The State Railway of Thailand is reimbursed by the government for lost revenue.

Visit Thailand Rail Pass

The Visit Thailand Rail Pass for non-residents provides for 20 days of unlimited travel in second and third class accommodations.

- Type A (Red Pass) includes all supplementary charges and costs 3000 Baht for adults and 1500 Baht for children.

- Type B (Blue Pass) does not include supplementary charges and costs 1500 Baht for adults and 750 Baht for children.

A child is defined as over three but less than twelve years of age. No charge for children under four years of age not requiring separate seats. The rail pass does not guarantee a seat or berth, reservations are recommended. The pass is valid for unlimited travel within Thailand and to or from Tha Ne Laeng, Laos. Not valid for Malaysian travel.

Rail pass must be validated at a railway station before boarding the first train. Rail passes are valid until midnight on the last day (20th day). If journey begins before midnight on the last day, the pass is valid to destination. Passes must be purchased in Thailand at Hua Lamphong Station Advance Booking Office in Bangkok. Passport must be presented at time of purchase for identification and proof of foreign residency.

International Travel

State Railway of Thailand issues tickets for service between Nong Khai, Thailand, and Tha Na Lueng, Laos. Through ticketing with Malaysian Railways is not available except on Trains 35 and 36 as explained on page 68. Internet ticketing is not available for travel to or from Laos and Malaysia, except KTMB (Malaysia) issues internet tickets on their trains between Hat Yai Junction and Malaysia.



The State Railway of Thailand calculates basic fares by multiplying the fare rate for class of travel times the distance travelled. For example, the fare for third class travel between Bangkok and Nakhon Pathom is 14 Baht (3rd class rate 0.215 Baht multiplied by 64 kilometers equals 13.8 Baht, rounded to 14 Baht). Supplemental fees are assessed for using express and rapid trains, for using air conditioned equipment and for use of sleeping cars.

Basic Fare Rates (Baht per kilometer)

Distance (Km.)	First Class	Second Class	Third Class
1 - 100	0.932	0.488	0.215
101 - 200	0.853	0.420	0.180
201 - 300	0.785	0.375	0.160
301 or more	0.739	0.336	0.145

Supplemental Fees for Express and Rapid Trains

Train Type	Distance (Km.)	Fee (Baht)
Special Express Trains 1, 2, 13, 14, 35, 36, 37, 38	All	190
Special Express Trains 3, 4, 9, 12, 21, 22, 39, 40, 41, 42, 43, 44	All	170
Express Trains	All	150
Rapid Trains	10 - 50	20
Rapid Trains	51 - 150	30
Rapid Trains	151 - 300	50
Rapid Trains	301 +	110

Supplemental Fee for Air Conditioned Equipment

Distance (Km.)	Third Class Coach	Second Class Coach	Second Class DRC Including meals	First Class and Second Class Sleeping Car
1 - 300	60 Baht	60 Baht	110 Baht	130 Baht
301 - 500	70 Baht	70 Baht	120 Baht	150 Baht
501 or more	100 Baht	110 Baht	160 Baht	170 Baht

Supplemental Fee for Sleeping Car Equipment

Car Type	Upper Berth	Lower Berth
First Class Day and Night Coach (24 seats / berths)	300 Baht	500 Baht
Second Class Day and Night Coach (26, 28 and 32 seats / berths)	100 Baht	150 Baht
Second Class Day and Night Coach (40 seats / berths)	130 Baht	200 Baht
Second Class Day and Night Coach (36 seats / berths)	150 Baht	220 Baht
Second Class Day and Night Coach (JR West and new 40 seat cars)	150 Baht	240 Baht
Second Class Daewoo Day and Night Coach (40 seats / berths)	150 Baht	240 Baht

Additional fee of 1000 Baht for single occupancy of a First Class Day and Night Coach cabin.

Distances From Bangkok and Fares (Excluding Supplemental Fees)

Destination	Eastern	Northern	Northeast	Southern	Distance (Km.)	Distance (Miles)	1st Class (Baht)	2nd Class (Baht)	3rd Class (Baht)
Aranyaphrathet	▲				255	158	----	----	48
Asoke	▲				7	4	----	----	2
Ayutthaya	▲	▲	▲		71	45	66	35	15
Ban Chimpfli ◆				▲	9	5	----	----	2
Ban Dara Junction		▲			458	285	375	182	79
Ban Kluai ◆				▲	95	59	----	46	20
Ban Krut				▲	377	234	316	155	67
Ban Mo		▲			109	68	----	53	23
Ban Mun Nak		▲			297	184	257	128	56
Ban Phachi Junction		▲	▲		90	56	84	44	19
Ban Phai			▲		408	253	388	165	71
Ban Pin		▲			564	350	453	217	94
Ban Plu Ta Luang	▲				184	114	----	----	37
Ban Pong				▲	84	52	78	41	18
Ban Takhli		▲			193	120	174	89	39
Ban Thap Chang	▲				----	----	----	----	----
Bang Bamru				▲	18	11	17	9	4
Bang Khen		▲	▲		13	8	12	6	3
Bang Pa-In		▲	▲		58	36	----	28	12
Bang Ramat ◆				▲	4	3	----	4	2
Bang Saphan Yai				▲	393	244	327	160	69
Bang Sue Junction		▲	▲	▲	7	4	7	4	2
Bua Yai Junction			▲		346	215	294	145	63
Buri Ram			▲		376	234	316	155	67
Chachoengsao Jct.	▲				61	38	----	----	13
Chaiya				▲	614	382	490	234	101
Chakkarat			▲		300	186	257	128	56
Chana				▲	981	610	763	358	155
Chatturat			▲		310	192	264	132	57
Chiang Mai		▲			751	467	593	281	121
Chiang Rak		▲	▲		38	23	----	18	8
Chiang Rak Noi		▲	▲		46	29	----	22	10
Chon Buri	▲				108	66	----	----	23
Chumphon				▲	485	302	394	190	82
Chumsaeng		▲			280	174	241	121	52
Den Chai		▲			534	332	431	207	90
Don Muang		▲	▲		22	14	21	11	5
Hat Yai Junction				▲	929	577	734	345	149
Hin Son			▲		148	92	----	----	31
Hua Hin				▲	229	142	202	102	44
Hua Mak	▲				15	9	----	----	3
Hua Takhe	▲				31	19	----	----	7
Jaran Sanitwong ◆				▲	1	2	----	4	2
Kabin Buri	▲				161	100	----	----	33
Kaeng Khoi Junction		▲	▲		125	77	115	59	26
Kanchanaburi ◆				▲	133	83	----	----	28
Kantang				▲	866	538	678	320	138

◆ Distance from Thonburi (Bangkok Noi)

Distances From Bangkok and Fares (Excluding Supplemental Fees)

Destination	Eastern	Northern	Northeast	Southern	Distance (Km.)	Distance (Miles)	1st Class (Baht)	2nd Class (Baht)	3rd Class (Baht)
Kanthararom			▲		542	366	438	211	91
Khok Salung			▲		177	110	----	82	36
Khon Kaen			▲		450	280	368	179	77
Khlong Tan	▲				10	6	----	----	2
Khun Tan		▲			683	424	542	258	111
Krasang			▲		399	247	331	162	70
Lak Si		▲	▲		18	11	17	9	4
Lam Chi			▲		412	256	342	167	72
Lam Narai			▲		209	130	----	95	41
Lam Plai Mat			▲		346	214	294	145	63
Lamphun		▲			729	453	575	273	118
Lang Suan				▲	549	341	442	212	92
Lat Krabang	▲				----	----	----	----	----
Lop Buri		▲	▲		133	83	123	64	28
Ma Lai Maen				▲	159	98	----	----	32
Makkasan	▲				5	3	----	----	2
Map Ammarit				▲	437	272	360	175	76
Muang Phon			▲		378	234	316	155	67
Na San				▲	690	429	545	259	112
Nakhon Lampang		▲			642	399	512	244	106
Nakhon Pathom				▲	64	40	60	31	14
Nakhon Ratchasima			▲		264	164	230	115	50
Nakhon Sawan		▲			246	153	218	110	48
Nakhon Si Thammarat				▲	832	517	652	308	133
Nam Phong			▲		484	300	394	190	82
Nam Tok ♦				▲	210	131	----	----	100
Nong Don		▲			117	72	----	57	25
Nong Pladuk Junction				▲	80	50	----	----	17
Nong Khai		▲			624	388	497	238	103
Nong Saeng			▲		98	61	----	48	21
Nong Tom		▲			423	262	349	170	74
Nong Wiwat		▲			96	60	----	47	21
Padang Besar				▲	990	615	767	360	156
Pak Chong			▲		180	112	161	82	36
Pattani				▲	1025	637	793	372	161
Pattaya	▲				155	96	----	----	31
Phattalung				▲	846	526	675	318	137
Phetchaburi				▲	167	104	153	78	34
Phichai		▲			448	276	368	179	77
Phichit		▲			347	216	294	145	63
Phitsanulok		▲			389	242	324	159	69
Photharam				▲	51	82	----	40	17
Phayathai	▲				4	2	----	----	2
Phutthamonthon Sai 2 ♦				▲	12	7	----	----	2
Prachin Buri	▲				122	76	----	----	26
Prachuap Khiri Khan				▲	318	198	272	135	58
Prachantakham	▲				138	85	----	----	29

♦ Distance from Thonburi (Bangkok Noi)

Distances From Bangkok and Fares (Excluding Supplemental Fees)

Destination	Eastern	Northern	Northeast	Southern	Distance (Km.)	Distance (Miles)	1st Class (Baht)	2nd Class (Baht)	3rd Class (Baht)
Rachaprarop	▲				5	3	----	----	2
Rangsit		▲	▲		30	19	28	15	6
Ratchaburi				▲	117	73	110	57	25
Ruso				▲	1087	675	841	394	170
Sa Kaeo	▲				205	127	----	----	40
Sala Thammasop ◆				▲	14	9	----	----	3
Salayai				▲	35	22	33	17	8
Sam Sen		▲	▲		5	3	6	4	2
Samrong Thap			▲		471	293	386	187	81
Saraburi			▲		113	70	106	55	24
Sawankhalok		▲			487	303	----	192	----
Si Racha Junction	▲				131	81	----	----	28
Si Sa Ket			▲		515	320	416	201	87
Sila At		▲			488	303	397	192	83
Sikhoraphum			▲		452	281	372	180	78
Sri Samran				▲	129	80	----	----	27
Suphan Buri				▲	158	98	----	----	32
Sungai Kolok				▲	1143	710	893	417	180
Surat Thani				▲	651	395	519	248	107
Surin			▲		420	261	346	169	73
Tanyong Mat				▲	1116	693	863	404	174
Taphan Hin		▲			319	198	272	135	58
Tha Rua		▲			103	64	----	51	22
Tha Sak		▲			462	287	379	184	79
Thanon Chira Junction			▲		266	165	233	117	51
Thonburi				▲	----	----	----	----	----
Thung Song Junction				▲	773	470	608	288	124
Trang				▲	845	525	660	311	135
Tron		▲			470	292	383	185	80
Ubon Ratchathani			▲		575	357	460	221	95
Udon Thani			▲		569	354	457	219	95
Uthumphon Phisai			▲		495	307	401	194	84
Uttaradit		▲			485	302	394	190	82
Yala				▲	1039	646	815	382	165
Yanasangwararam	▲				171	106	----	----	35
Yommaraj	▲	▲	▲		5	3	----	----	2

◆ Distance from Thonburi (Bangkok Noi)



Fares Including Supplemental Fees

These tables display fares with supplemental fees for specific trains or train types between Bangkok, Thonburi and principal stations. The fares are based on normal equipment assignments and may vary if other equipment is substituted. In some instances where two types of the same equipment are assigned to a train with different fares, the higher fare is listed. Round trip fares are double the fares shown. Children travel at a reduced rate. Fares are current as of 31 January 2012 and are subject to change.

ANF = First Class Air Conditioned Day and Night Coach • ANS = Second Class Air Conditioned Day and Night Coach

BNS = Second Class Fan Cooled Day and Night Coach

AC = air conditioned • Fan = fan cooled • ANF Single = single occupancy of compartment • ----- = not available

Class	1	1	1	2	2	2	2	2	2	3	3
Accommodation Trains	ANF Single	ANF Lower	ANF Upper	ANS Lower	ANS Upper	BNS Lower	BNS Upper	Seat AC	Seat Fan	Seat AC	Seat Fan
Bangkok and Aranyaphrathet											
275, 276, 279, 280	-----	-----	-----	-----	-----	-----	-----	-----	-----	-----	48
Bangkok and Ayutthaya											
1, 2	1386	886	686	595	505	-----	-----	-----	-----	-----	-----
3, 4, 9, 12, 21, 22	-----	-----	-----	-----	-----	-----	-----	315	-----	-----	-----
13, 14	1386	886	686	555	485	-----	-----	-----	-----	-----	-----
51, 52				535	465	335	285	245	185	-----	-----
67, 68, 69, 70	1346	846	646	515	445	335	285	-----	185	-----	-----
71, 72, 73, 74, 75, 76, 77, 78	-----	-----	-----	-----	-----	-----	-----	245	-----	-----	165
Rapid Trains (except below)	-----	-----	-----	-----	-----	-----	-----	-----	65	-----	45
107, 108	-----	-----	-----	345	295	215	165	-----	65	-----	45
109, 139, 145	-----	-----	-----	-----	-----	215	165	-----	65	-----	45
Ordinary and Commuter (except below)	-----	-----	-----	-----	-----	-----	-----	-----	-----	-----	15
201, 202, 211, 212	-----	-----	-----	-----	-----	-----	-----	-----	35	-----	15
Bangkok and Butterworth, Malaysia											
35, 36	-----	-----	-----	1120	1020	-----	-----	-----	-----	-----	-----
Bangkok and Bang Pa-in											
Rapid Trains	-----	-----	-----	-----	-----	-----	-----	-----	58	-----	42
Ordinary and Commuter (except below)	-----	-----	-----	-----	-----	-----	-----	-----	-----	-----	12
202, 202	-----	-----	-----	-----	-----	-----	-----	-----	28	-----	12
Bangkok and Chachoengsao Jct.											
All trains	-----	-----	-----	-----	-----	-----	-----	-----	-----	-----	13
Bangkok and Chiang Mai											
1, 2	1953	1453	1253	881	791	-----	-----	-----	-----	-----	-----
9, 12, 21, 22	-----	-----	-----	-----	-----	-----	-----	611	-----	-----	-----
13, 14 (JR West equipment)	1953	1953	953	881	791	-----	-----	-----	-----	-----	-----
51, 52	-----	-----	-----	821	751	581	531	541	431	-----	271
102	-----	-----	-----	-----	-----	-----	-----	-----	391	-----	231
109	-----	-----	-----	-----	-----	541	491	-----	391	-----	231
Bangkok and Chumphon											
35, 36	1734	1234	1034	770	680	-----	-----	-----	-----	-----	-----
37, 38	1734	1234	1034	730	660	-----	-----	-----	380	342	272
39, 40, 41, 42, 43, 44	-----	-----	-----	-----	-----	-----	-----	480	-----	-----	-----
83, 84	1694	1194	994	690	620	540	470	410	-----	-----	232
85, 86	1694	1194	994	690	620	490	440	-----	340	302	232
167, 168	-----	-----	-----	600	550	450	400	-----	300	-----	192
169, 170	-----	-----	-----	600	550	450	400	370	300	-----	192
171, 172	-----	-----	-----	600	550	450	400	370	300	262	192
173, 174	-----	-----	-----	600	550	450	400	-----	300	-----	192

Fares Including Supplemental Fees

Class	1	1	1	2	2	2	2	2	2	3	3
Accommodation Trains	ANF Single	ANF Lower	ANF Upper	ANS Lower	ANS Upper	BNS Lower	BNS Upper	Seat AC	Seat Fan	Seat AC	Seat Fan
Bangkok and Hat Yai Junction											
35, 36	2094	1594	1394	945	855	-----	-----	-----	-----	-----	-----
37, 38	2094	1594	1394	905	835	-----	-----	-----	535	439	339
41, 42	-----	-----	-----	-----	-----	-----	-----	675	-----	-----	-----
169, 170	-----	-----	-----	775	725	605	555	565	455	-----	259
171, 172	-----	-----	-----	775	725	605	555	565	455	359	259
Bangkok and Hua Hin											
35, 36	1522	1022	822	662	572	-----	-----	-----	-----	-----	-----
37, 38	1522	1022	822	662	572	-----	-----	-----	292	294	234
39, 40, 41, 42, 43, 44	-----	-----	-----	-----	-----	-----	-----	382	-----	-----	-----
83, 84	1482	982	782	582	512	452	382	312	-----	-----	194
85, 86	1482	982	782	582	512	402	352	-----	252	254	194
167, 168	-----	-----	-----	432	382	302	252	-----	152	-----	94
169, 170	-----	-----	-----	432	382	302	252	212	152	-----	94
171, 172	-----	-----	-----	432	382	302	252	212	152	154	94
173, 174	-----	-----	-----	432	382	302	252	-----	152	-----	94
261, 262	-----	-----	-----	-----	-----	-----	-----	-----	-----	-----	44
Bangkok and Kantang											
167, 168	-----	-----	-----	750	700	580	530	-----	430	-----	248
Bangkok and Khon Kaen											
69, 70	1668	1168	968	679	609	479	429	-----	329	-----	-----
75, 76, 77, 78	-----	-----	-----	-----	-----	-----	-----	399	-----	-----	227
133, 134	-----	-----	-----	-----	-----	-----	-----	-----	-----	-----	187
Bangkok and Lang Suan											
39, 40, 41, 42, 43, 44	-----	-----	-----	-----	-----	-----	-----	542	-----	-----	-----
85, 86	1762	1262	1062	732	662	512	462	-----	362	342	242
168, 167	-----	-----	-----	642	592	472	422	-----	322	-----	202
169, 170	-----	-----	-----	642	592	472	422	432	322	-----	202
171, 172	-----	-----	-----	642	592	472	422	432	322	302	202
173, 174	-----	-----	-----	642	592	472	422	-----	322	-----	202
Bangkok and Lop Buri											
1, 2	1443	943	743	624	534	-----	-----	-----	-----	-----	-----
3, 4, 9, 12	-----	-----	-----	-----	-----	-----	-----	344	-----	-----	-----
13, 14	1443	943	743	584	514	-----	-----	-----	-----	-----	-----
51, 52	-----	-----	-----	584	494	364	314	274	214	-----	178
102, 111, 112	-----	-----	-----	-----	-----	-----	-----	-----	94	-----	58
105, 106	-----	-----	-----	-----	-----	-----	-----	154	-----	-----	58
107, 108	-----	-----	-----	374	324	244	194	-----	94	-----	58
109	-----	-----	-----	-----	-----	244	194	-----	94	-----	58
Ordinary and Commuter (except below)	-----	-----	-----	-----	-----	-----	-----	-----	-----	-----	28
201, 202, 211, 212	-----	-----	-----	-----	-----	-----	-----	-----	64	-----	38
Bangkok and Nakhon Lampang											
1, 2	1872	1372	1172	844	754	-----	-----	-----	-----	-----	-----
9, 12	-----	-----	-----	-----	-----	-----	-----	574	-----	-----	-----
13, 14	1872	1372	1172	804	834	-----	-----	-----	-----	-----	-----
51, 52	-----	-----	-----	784	714	544	494	504	394	-----	256
102	-----	-----	-----	-----	-----	-----	-----	-----	354	-----	216
109	-----	-----	-----	-----	-----	504	454	-----	354	-----	216

Fares Including Supplemental Fees

Class	1	1	1	2	2	2	2	2	2	3	3
Accommodation Trains	ANF Single	ANF Lower	ANF Upper	ANS Lower	ANS Upper	BNS Lower	BNS Upper	Seat AC	Seat Fan	Seat AC	Seat Fan
Bangkok and Nakhon Pathom											
35, 36	1380	880	680	591	501	-----	-----	-----	-----	-----	-----
37, 38	1380	880	680	551	481	-----	-----	-----	221	264	204
39, 40, 41, 42, 43, 44	-----	-----	-----	-----	-----	-----	-----	311	-----	-----	-----
83, 84	1340	840	640	511	441	381	311	241	-----	-----	164
85, 86	1340	840	640	511	441	331	281	-----	181	224	164
167, 168	-----	-----	-----	341	291	211	161	-----	61	-----	44
169, 170	-----	-----	-----	341	291	211	161	121	61	-----	44
171, 172	-----	-----	-----	341	291	211	161	121	61	194	44
173, 174	-----	-----	-----	341	291	211	161	-----	61	-----	44
261, 262, 355, 356	-----	-----	-----	-----	-----	-----	-----	-----	-----	-----	44
Bangkok and Nakhon Ratchasi- ma (Khorat)											
21, 22	-----	-----	-----	-----	-----	-----	-----	395	-----	-----	-----
67, 68, 69, 70	1510	1010	810	595	525	415	365	-----	255	-----	-----
71, 72, 73, 74, 75, 76, 77, 78	-----	-----	-----	-----	-----	-----	-----	325	-----	-----	-----
Rapid Trains (except below)	-----	-----	-----	-----	-----	-----	-----	-----	165	-----	100
139, 140	-----	-----	-----	-----	-----	315	265	-----	165	-----	100
233, 234	-----	-----	-----	-----	-----	-----	-----	-----	-----	-----	50
Bangkok and Nakhon Sawan											
1, 2	1538	1038	838	670	580	-----	-----	-----	-----	-----	-----
3, 4, 9, 12	-----	-----	-----	-----	-----	-----	-----	390	-----	-----	-----
13, 14	1538	1038	838	630	560	-----	-----	-----	-----	-----	-----
51, 52	-----	-----	-----	610	540	410	360	320	260	-----	198
102, 111, 112	-----	-----	-----	-----	-----	-----	-----	-----	94	-----	98
105, 106	-----	-----	-----	-----	-----	-----	-----	220	-----	-----	98
107, 108	-----	-----	-----	440	390	310	260	-----	160	-----	98
109	-----	-----	-----	-----	-----	310	160	-----	160	-----	98
Ordinary (except below)	-----	-----	-----	-----	-----	-----	-----	-----	-----	-----	48
201, 202, 211, 212	-----	-----	-----	-----	-----	-----	-----	-----	110	-----	48
Bangkok and Nakhon Si Tham- marat											
85, 86	1972	1472	1272	828	758	608	558	-----	458	383	283
173, 174	-----	-----	-----	738	688	568	518	-----	481	-----	243
Bangkok and Nong Khai											
69, 70	1817	1317	1117	758	688	538	488	-----	388	-----	-----
75, 76, 77, 78	-----	-----	-----	-----	-----	-----	-----	498	-----	-----	253
133, 134	-----	-----	-----	-----	-----	-----	-----	-----	-----	-----	213
Bangkok and Pattani											
37, 38	2153	1653	1453	932	862	-----	-----	-----	562	451	351
41, 42	-----	-----	-----	-----	-----	-----	-----	702	-----	-----	-----
169, 170	-----	-----	-----	802	752	632	582	592	482	-----	271
171, 172	-----	-----	-----	802	752	632	582	592	482	371	271
Bangkok and Phattalung											
35, 36	2035	1535	1335	918	828	-----	-----	-----	-----	-----	-----
37, 38	2035	1535	1335	878	808	-----	-----	-----	508	427	327
41, 42	-----	-----	-----	-----	-----	-----	-----	648	-----	-----	-----
169, 170	-----	-----	-----	748	698	578	528	538	428	-----	247
171, 172	-----	-----	-----	748	698	578	528	538	428	347	247

Fares Including Supplemental Fees

Class	1	1	1	2	2	2	2	2	2	3	3
Accommodation Trains	ANF Single	ANF Lower	ANF Upper	ANS Lower	ANS Upper	BNS Lower	BNS Upper	Seat AC	Seat Fan	Seat AC	Seat Fan
Bangkok and Phitsanulok											
3, 4, 9, 12	-----	-----	-----	-----	-----	-----	-----	449	-----	-----	-----
13, 14	1664	1164	964	699	629	-----	-----	-----	-----	-----	-----
51, 52	-----	-----	-----	679	609	459	409	379	309	-----	219
102, 111, 112	-----	-----	-----	-----	-----	-----	-----	-----	269	-----	179
105, 106	-----	-----	-----	-----	-----	-----	-----	339	-----	-----	179
107, 108	-----	-----	-----	569	519	419	369	-----	269	-----	179
109	-----	-----	-----	-----	-----	419	369	-----	269	-----	179
201, 202	-----	-----	-----	-----	-----	-----	-----	-----	110	-----	48
Bangkok and Prachuap Khiri Khan											
37, 38	1612	1112	912	675	605	-----	-----	-----	325	318	248
39, 40, 41, 42, 43, 44	-----	-----	-----	-----	-----	-----	-----	425	-----	-----	-----
85, 86	1572	1072	872	635	565	435	385	-----	285	278	206
167, 168	-----	-----	-----	545	495	395	345	-----	245	-----	168
169, 170	-----	-----	-----	545	495	395	345	315	245	-----	168
171, 172	-----	-----	-----	545	495	395	345	315	245	238	168
173, 174	-----	-----	-----	545	495	395	345	-----	245	-----	168
Bangkok and Sawankhalok											
3	-----	-----	-----	-----	-----	-----	-----	482	-----	-----	-----
Bangkok and Sila At											
1, 2	1737	1237	1037	772	682	-----	-----	-----	-----	-----	-----
3, 4, 9, 12	-----	-----	-----	-----	-----	-----	-----	482	-----	-----	-----
13, 14	1737	1237	1037	732	662	-----	-----	-----	-----	-----	-----
51, 52	-----	-----	-----	712	642	492	442	412	342	-----	233
102, 111, 112	-----	-----	-----	-----	-----	-----	-----	-----	302	-----	193
105, 106	-----	-----	-----	-----	-----	-----	-----	372	-----	-----	193
107, 108	-----	-----	-----	602	552	452	402	-----	302	-----	193
109	-----	-----	-----	-----	-----	452	402	-----	302	-----	193
Bangkok and Sungai Kolok											
37, 38	2253	1753	1553	977	907	-----	-----	-----	607	470	370
171, 172	-----	-----	-----	847	797	677	627	637	527	390	290
Bangkok and Suphan Buri											
355, 356	-----	-----	-----	-----	-----	-----	-----	-----	-----	-----	32
Bangkok and Surat Thani											
35, 36	1879	1379	1179	848	758	-----	-----	-----	-----	-----	-----
37, 38	1879	1379	1179	808	738	-----	-----	-----	438	397	297
39, 40, 41, 42, 43, 44	-----	-----	-----	-----	-----	-----	-----	578	-----	-----	-----
83, 84	1839	1339	1139	768	698	598	528	508	-----	-----	257
85, 86	1839	1339	1139	768	698	548	498	-----	398	357	257
167, 168	-----	-----	-----	678	628	508	458	-----	358	-----	217
169, 170	-----	-----	-----	678	628	508	458	468	358	-----	217
171, 172	-----	-----	-----	678	628	508	458	468	358	317	217
173, 174	-----	-----	-----	678	628	508	458	-----	358	-----	217

ANF = First Class Air Conditioned Day and Night Coach • ANS = Second Class Air Conditioned Day and Night Coach

BNS = Second Class Fan Cooled Day and Night Coach

AC = air conditioned • Fan = fan cooled • ANF Single = single occupancy of compartment • ----- = not available

Fares Including Supplemental Fees

Class	1	1	1	2	2	2	2	2	2	3	3
Accommodation Trains	ANF Single	ANF Lower	ANF Upper	ANS Lower	ANS Upper	BNS Lower	BNS Upper	Seat AC	Seat Fan	Seat AC	Seat Fan
Bangkok and Surin											
21, 22	-----	-----	-----	-----	-----	-----	-----	459	-----	-----	-----
67, 68	1646	1148	946	669	599	469	419	-----	319	-----	-----
71, 72, 73, 74	-----	-----	-----	-----	-----	-----	-----	389	-----	-----	223
Rapid Trains (except below)	-----	-----	-----	-----	-----	-----	-----	-----	279	-----	183
139, 140	-----	-----	-----	-----	-----	429	379	-----	279	-----	183
233, 234	-----	-----	-----	-----	-----	-----	-----	-----	-----	-----	73
Bangkok and Thung Song Junction											
35, 36	1988	1468	1268	888	798	-----	-----	-----	-----	-----	-----
37, 38	1968	1468	1268	848	778	-----	-----	-----	478	414	314
39, 40, 41, 42, 43, 44	-----	-----	-----	-----	-----	-----	-----	618	-----	-----	-----
83, 84	1928	1428	1228	808	738	638	568	548	-----	-----	274
85, 86	1928	1428	1228	808	738	588	538	-----	438	374	274
167, 168	-----	-----	-----	718	668	548	498	-----	398	-----	234
169, 170	-----	-----	-----	718	668	548	498	508	398	-----	234
171, 172	-----	-----	-----	718	668	548	498	508	398	334	234
173, 174	-----	-----	-----	718	668	548	498	-----	398	-----	234
Bangkok and Trang											
83, 84	1980	1480	1280	831	761	667	591	571	-----	-----	285
167, 168	-----	-----	-----	741	691	571	521	-----	421	-----	245
Bangkok and Ubon Ratchathani											
21, 22	-----	-----	-----	-----	-----	-----	-----	551	-----	-----	-----
67, 68	1780	1280	1080	741	671	521	471	-----	371	-----	-----
Rapid Trains (except below)	-----	-----	-----	-----	-----	-----	-----	-----	331	-----	205
139, 140	-----	-----	-----	-----	-----	481	431	-----	331	-----	205
Bangkok and Udon Thani											
69, 70	1777	1277	1077	739	669	519	469	-----	369	-----	-----
75, 76, 77, 78	-----	-----	-----	-----	-----	-----	-----	479	-----	-----	245
133, 134	-----	-----	-----	-----	-----	-----	-----	-----	-----	-----	245
Bangkok and Uttaradit											
3, 4, 9, 10, 11, 12	-----	-----	-----	-----	-----	-----	-----	480	-----	-----	-----
13, 14	1734	1234	1034	730	660	-----	-----	-----	-----	-----	-----
51, 52	-----	-----	-----	710	640	490	440	410	340	-----	232
102, 111, 112	-----	-----	-----	-----	-----	-----	-----	-----	302	-----	192
105, 106	-----	-----	-----	-----	-----	-----	-----	370	-----	-----	192
107, 108	-----	-----	-----	600	550	450	400	-----	300	-----	192
109	-----	-----	-----	-----	-----	450	400	-----	300	-----	192
Bangkok and Yala											
37, 38	2175	1675	1475	942	672	-----	-----	-----	572	455	355
41, 42	-----	-----	-----	-----	-----	-----	-----	712	-----	-----	-----
169, 170	-----	-----	-----	812	762	642	592	602	492	-----	275
171, 172	-----	-----	-----	812	762	642	592	602	492	376	275

ANF = First Class Air Conditioned Day and Night Coach • ANS = Second Class Air Conditioned Day and Night Coach

BNS = Second Class Fan Cooled Day and Night Coach

AC = air conditioned • Fan = fan cooled • ANF Single = single occupancy of compartment • ----- = not available

Fares Including Supplemental Fees

Class	1	1	1	2	2	2	2	2	2	3	3
Accommodation Trains	ANF Single	ANF Lower	ANF Upper	ANS Lower	ANS Upper	BNS Lower	BNS Upper	Seat AC	Seat Fan	Seat AC	Seat Fan
Thonburi and Chumphon											
177, 178	-----	-----	-----	-----	-----	-----	-----	-----	295	-----	190
255, 256	-----	-----	-----	-----	-----	-----	-----	-----	185	-----	89
Thonburi and Hua Hin											
177, 178	-----	-----	-----	-----	-----	-----	-----	-----	145	-----	92
255, 256	-----	-----	-----	-----	-----	-----	-----	-----	96	-----	42
Thonburi and Kanchanaburi											
257, 258, 259, 260	-----	-----	-----	-----	-----	-----	-----	-----	-----	-----	25
Thonburi and Lang Suan											
177, 178	-----	-----	-----	-----	-----	-----	-----	-----	317	-----	200
255, 256	-----	-----	-----	-----	-----	-----	-----	-----	207	-----	90
Thonburi and Nam Tok											
257, 258, 259, 260	-----	-----	-----	-----	-----	-----	-----	-----	-----	-----	39
Thonburi and Nakhon Pathom											
177, 178	-----	-----	-----	-----	-----	-----	-----	-----	43	-----	30
257, 258, 259, 260, 351, 352	-----	-----	-----	-----	-----	-----	-----	-----	-----	-----	10
255, 256	-----	-----	-----	-----	-----	-----	-----	-----	23	-----	10
Thonburi and Prachuap Khiri Khan											
177, 178	-----	-----	-----	-----	-----	-----	-----	-----	240	-----	165
255, 256	-----	-----	-----	-----	-----	-----	-----	-----	130	-----	56
Thonburi and Ratchaburi											
177, 178	-----	-----	-----	-----	-----	-----	-----	-----	79	-----	52
351, 352	-----	-----	-----	-----	-----	-----	-----	-----	-----	-----	22
255, 256	-----	-----	-----	-----	-----	-----	-----	-----	49	-----	22
Wong Wian Yai and Maha Chai											
All trains (except below)	-----	-----	-----	-----	-----	-----	-----	-----	-----	-----	10
Trains with air conditioned DRC	-----	-----	-----	-----	-----	-----	-----	20	-----	-----	10
Ban Laem and Mae Khlong											
All trains	-----	-----	-----	-----	-----	-----	-----	-----	-----	-----	10



Combined Transportation Tickets



The State Railway of Thailand, travel agencies and transportation companies offer combined railway, bus and boat tickets including transfers between railway stations and boat piers. Travel agencies will add handling fees and credit card surcharges. . Fares are to or from Bangkok and are shown in Thai Baht unless otherwise noted. Where one fare is shown it is the adult fare. Where two fares are shown, the higher amount is for adults and the lower amount for children (less than 12 years of age and between 100 cm. (39 inches) and 150 cm. (59 inches) in height. Children under 100 cm. (39 inches) not requiring a separate seat ride free. Tickets may be purchased up to 60 days in advance of travel. Combination tickets sold by the railway are not available for purchase on SRT eTicket internet. All fares are verified as of 31 January 2012 and are subject to change.

Carrier	Name
Boat	Boat operator not specified by ticket provider
LOM	Lomprayah High Speed Ferries
STF	Seatran Boat
SEB	Songserm Express Boat
STD	Seatran Discovery
PT	Phantip (1970) Company

Type	Description
ANF	First Class Day and Night Coach (AC)
ANS	Second Class Day and Night Coach (AC)
BNS	Second Class Day and Night Coach (Fan)
ASC	Second Class Coach (Air Conditioned)
BSC	Second Class Coach (Fan Cooled)
APD	Second Class Diesel Rail Car (AC)

Asia Discovery

Internet: <http://www.asia-discovery.com/train.htm>

			Class	1	1	2	2	2	2	2
Destination	Via	Carrier	Trains	ANF Lower	ANF Upper	ANS Lower	ANS Upper	BNS Lower	BNS Upper	APD
Koh Phangan	Surat Thani	Bus / Boat	83, 84, 85, 86	1989	1789	1418	1348	-----	-----	-----
Koh Samui	Surat Thani	Bus / Boat	83, 84, 85, 86	1789	1589	1218	1148	-----	-----	-----
Koh Tao	Chumphon	Boat	85, 86	1844	1644	1644	1340	-----	-----	-----

Charlie Connection Travel and Tour

Telephone: 0-2629-4262 • Internet: <http://www.travelconnexion.com/> Bus fare, boat fare and 250 Baht handling fee per ticket is included.

			Class	1	1	2	2	2	2	2
Destination	Via	Carrier	Trains	ANF Lower	ANF Upper	ANS Lower	ANS Upper	BNS Lower	BNS Upper	APD
Koh Phangan	Surat Thani	Bus / Boat	40, 43	-----	-----	-----	-----	-----	-----	1178
Koh Phangan	Surat Thani	Bus / Boat	85, 86	1839	1639	1368	1298	1148	1098	-----
Koh Phangan	Surat Thani	Bus / Boat	173, 174	-----	-----	1278	1228	1108	1058	-----
Koh Samui	Surat Thani	Bus / Boat	40, 43	-----	-----	-----	-----	-----	-----	1078
Koh Samui	Surat Thani	Bus / Boat	85, 86	1739	1539	1268	1198	1048	998	-----
Koh Samui	Surat Thani	Bus / Boat	173, 174	-----	-----	1178	1128	1008	958	-----

(continued on next page)

Combined Transportation Tickets

Charlie Connection Travel and Tour (continued from previous page)

Telephone: 0-2629-4262 • Internet: <http://www.travelconnexion.com/> Bus fare, boat fare and 250 Baht handling fee per ticket is included.

Destination	Via	Carrier	Class Trains	1		2		2		2	
				ANF Lower	ANF Upper	ANS Lower	ANS Upper	BNS Lower	BNS Upper	APD	
Koh Tao	Chumphon	Boat	39, 40	-----	-----	-----	-----	-----	-----	-----	1130
Koh Tao	Chumphon	Boat	85, 86	1744	1544	1340	1270	1140	1090	-----	-----
Koh Tao	Chumphon	Boat	173, 174	-----	-----	1320	1250	1100	1050	-----	-----
Krabi	Surat Thani	PT	83, 86	1789	1589	1318	1248	1098	1049	-----	-----
Krabi	Surat Thani	PT	173, 174	-----	-----	1228	1178	1058	1008	-----	-----
Koh Lanta	Surat Thani	PT / Boat	83	2189	1989	1718	1648	1498	1449	-----	-----
Koh Lanta	Surat Thani	PT / Boat	168, 173, 174	-----	-----	1628	1578	1458	1408	-----	-----
Koh Phi Phi	Surat Thani	PT / Boat	83, 86	2139	1939	1668	1598	1448	1399	-----	-----
Koh Phi Phi	Surat Thani	PT / Boat	173, 174	-----	-----	1978	1928	1808	1758	-----	-----

State Railway of Thailand

Telephone: Hot Line 1690 • Internet: <http://www.railway.co.th/home/>

Destination	Via	Class Carrier	1		2		2		2		2	
			ANF Lower	ANF Upper	ANS Lower	ANS Upper	BNS Lower	BNS Upper	BSC	APD		
Koh Phangan	Surat Thani	PT / Boat	1789	1589	1218	1148	998	948	848	1028	-----	-----
Koh Phangan	Surat Thani	Bus / SGM	1639	1435	1068	998	848	798	698	878	-----	-----
Koh Phi Phi	Surat Thani	PT / Boat	1789	1589	1218	1148	998	948	848	1028	-----	-----
Koh Samui	Surat Thani	PT / Boat	1589	1389	1018	948	798	748	648	828	-----	-----
Koh Samui	Surat Thani	Bus / SEB	1539	1339	968	898	748	698	598	778	-----	-----
Koh Tao	Chumphon	LOM	1784	1584	1240	1170	1040	990	890	1030	-----	-----
Koh Tao	Chumphon	SEB	1684	1484	1140	1070	940	890	790	930	-----	-----
Koh Tao	Lang Suan	STD	1662	1482	1132	1062	912	862	722	942	-----	-----
Krabi	Surat Thani	PT	1539	1339	968	898	748	698	598	778	-----	-----
Phuket	Surat Thani	PT	1589	1389	1018	948	798	748	648	828	-----	-----



Rapid Train No. 174.

Combined Transportation Tickets

Thai Focus

Telephone: 0-5381-8754 • Internet: <http://www.thaifocus.com/> Note: Thai Focus does not distinguish between upper and lower berth fares.

These fares are quoted in U.S. Dollars. (Conversion 1 U.S. Dollar = 31 Thai Baht; 1 U.S. Dollar = 0.75 Euro). Fares include train, bus and boat.

Destination	Via	Carrier	Class Trains	1		2		2		2	
				ANF Lower	ANF Upper	ANS Lower	ANS Upper	BNS Lower	BNS Upper	BSC	
Krabi	Surat Thani	PT	85, 86	100.99 72.14	(note)	68.76 49.11	(note)	56.34 40.24	(note)	48.44 34.60	
Krabi	Surat Thani	PT	167, 168 173, 174	----- -----	----- -----	63.68 45.48	(note)	58.08 36.63	(note)	45.61 32.58	
Koh Phangan	Surat Thani	Bus / Boat	85, 86	103.81 74.15	(note)	71.58 51.13	(note)	59.16 42.26	(note)	----- -----	
Koh Samui	Surat Thani	Bus / Boat	85, 86	100.99 72.14	(note)	68.76 49.11	(note)	56.34 45.48	(note)	----- -----	
Koh Samui	Surat Thani	Bus / Boat	167, 168	----- -----	----- -----	63.68 45.48	(note)	54.08 38.63	(note)	----- -----	
Koh Tao	Chumphon	LOM	85, 86	112.56 80.40	(note)	84.11 60.08	(note)	72.82 52.02	(note)	64.41 46.01	
Phuket	Surat Thani	PT	85, 86	93.35 68.10	(note)	63.11 45.08	(note)	56.34 40.24	(note)	48.44 34.60	
Phuket	Surat Thani	PT	167, 168 173, 174	----- -----	----- -----	58.03 31.45	(note)	54.08 38.63	(note)	45.61 32.58	

Travex (Thailand Train Ticket)

Telephone: 0-5381-8754 • Internet: <http://www.thaifocus.com/>

Note: Travex fares quoted here include railway, bus and boat fares but do not include ticket handling fee or credit card surcharge.

Destination	Via	Carrier	Class Trains	1		2		2		2	
				ANF Lower	ANF Upper	ANS Lower	ANS Upper	BNS Lower	BNS Upper	BSC	
Krabi	Surat Thani	PT	84, 85, 86	1839 1580	1639 1380	1268 1144	1198 1074	1048 924	998 874	----- -----	
Koh Lanta	Surat Thani	PT / Boat	85 (see note)	2039 1780	1839 1580	1468 1344	1398 1274	1248 1124	1198 1074	----- -----	
Koh Phangan	Surat Thani	Bus / Boat	85, 86	1789 1530	1589 1330	1218 1094	1148 1024	998 874	948 824	----- -----	
Koh Phi Phi	Surat Thani	PT / Boat	84, 85, 86	2139 1939	1880 1680	1718 1594	1648 1524	1498 1374	1448 1324	1348* 1224*	
Koh Samui	Surat Thani	Bus / Boat	85, 86	1689 1430	1489 1230	1118 994	1048 924	898 774	848 724	----- -----	
Koh Tao	Chumphon	LOM	85, 86	1794 1597	1594 1397	1290 1195	1220 1125	1090 995	1040 945	940 845	
Phuket	Surat Thani	PT	85, 86	1639 1380	1439 1180	1068 944	998 874	848 724	798 674	----- -----	

* Trains 84 and 86. Note: No return shown, use alternate rail / bus / boat arrangements in this timetable.



Phantip (1970) Company, Ltd.

**Combined Ticket Railway • Bus • Boat
First Class Air Conditioned Buses and Vans**

**Surat Thani - Don Sak - Koh Samui - Koh Phangan
Surat Thani - Krabi - Koh Lanta
Surat Thani - Krabi - Koh Phi Phi
Surat Thani - Phuket**

Internet: <http://www.phantiptravel.com>
24 Hour Information: 81-569-9640, 083-178-2999

Eastern and Oriental Express



Eastern & Oriental Express train provides luxury travel within Singapore, Malaysia, Thailand and Laos. The train staff is employed by Orient - Express Hotels, Ltd.. The operating crew and locomotives are provided under contract from the State Railway of Thailand and the Malaysian Railways (KTMB). The inaugural journey was September, 1993 between Singapore and Bangkok.

The Orient-Express company acquired New Zealand's Silver Star equipment in 1991 and transported it to Singapore where it was refurbished. The Eastern & Oriental Express offers three grades of beautifully appointed compartments: Pullman Cabins, State Cabins and Presidential Suites. The interior walls are cherry wood and elm burr paneled, adorned with decorative marquetry and intricate inlays. Each cabin is fully air-conditioned with an en suite shower, washbasin and WC and features large picture windows for an excellent view of the passing scenery. Facilities include 24-hour steward service, international electric sockets (220 volts) and 110 volt adapter for razors, a personal safe and hairdryer.

The train has two Presidential Suites, with 125 square feet of space, have two lower berths and a separate lounge area. They also include complimentary mini-bar stocked with your favorite drinks. There are 28 State Cabins, with 84 square feet, which have two lower berths. There are 30 double Pullman cabins with 62 square feet and offer one upper and one lower berth. There are also six single Pullman Cabins which are 54 square feet and have one lower bed. (There is no single occupancy supplement.) All the beds fold into comfortable seating during the day. Each cabin has a luggage rack over the window and a small cupboard hangars. Larger bags will be stored in the baggage car, smaller bags may be stored in the compartment.

Breakfast and afternoon tea are served in the compartments. Lunch and dinner are taken in the two restaurant cars, lavishly decorated with rosewood and elm paneling. Dining on board is a highlight: the train's French chef and its food service has received international accolades for the blending of Western and Eastern culinary styles.

The Observation Car is located at the very end of the train. One-third of the Observation Car is an outdoor observation area decorated with teak wood. (Smoking is permitted in the outdoor area only.) The interior section is the perfect place to enjoy cocktails amidst a colonial 'veranda' ambiance. It has teak wood flooring, paneled walls, rattan furniture and potted plants. The bar car, toward the middle of the train, is open throughout





Eastern & Oriental Express train crossing River Kwai Bridge, Kanchanaburi.

Table 1. Bangkok to Singapore • December 2012 through December 2013

Lv Bangkok	1750	Dec 12	Jan 3	Jan 28	Feb 11	Feb 18	Feb 25	Mar 11	Apr 8	Apr 22	May 27	Jun 24
Ar Kanchanaburi Lv Kanchanaburi	0833 1100	Dec 13	Jan 4	Jan 29	Feb 12	Feb 19	Feb 26	Mar 12	Apr 9	Apr 23	May 28	Jun 25
Ar Butterworth Lv Butterworth	1452 1720	Dec 14	Jan 5	Jan 30	Feb 13	Feb 20	Feb 27	Mar 13	Apr 10	Apr 24	May 29	Jun 26
Ar Kuala Lumpur Lv Kuala Lumpur	0108 0208	Dec 15	Jan 6	Jan 31	Feb 14	Feb 21	Feb 28	Mar 14	Apr 11	Apr 25	May 30	Jun 27
Ar Singapore •	1105	Dec 15	Jan 6	Jan 31	Feb 14	Feb 21	Feb 28	Mar 14	Apr 11	Apr 25	May 30	Jun 27

Lv Bangkok	1750	July 15	Aug 12	Sep 23	Oct 7	Oct 14	Oct 21	Nov 4	Nov 11	Dec 2	Dec 23
Ar Kanchanaburi Lv Kanchanaburi	0833 1100	July 16	Aug 13	Sep 24	Oct 8	Oct 15	Oct 22	Nov 5	Nov 12	Dec 3	Dec 24
Ar Butterworth Lv Butterworth	1452 1720	July 17	Aug 14	Sep 25	Oct 9	Oct 16	Oct 23	Nov 6	Nov 13	Dec 4	Dec 25
Ar Kuala Lumpur Lv Kuala Lumpur	0108 0208	July 18	Aug 15	Sep 26	Oct 10	Oct 17	Oct 24	Nov 7	Nov 14	Dec 5	Dec 26
Ar Singapore •	1105	July 18	Aug 15	Sep 26	Oct 10	Oct 17	Oct 24	Nov 7	Nov 14	Dec 5	Dec 26

Table 2. Singapore to Bangkok • December 2012 through December 2013

Lv Singapore	1215	Dec 19	Jan 24	Feb 1	Feb 15	Feb 22	Mar 16	Apr 3	Apr 17	May 22	Jun 19	Jun 29
Ar Kuala Lumpur Lv Kuala Lumpur	1957 2127	Dec 19	Jan 24	Feb 1	Feb 15	Feb 22	Mar 16	Apr 3	Apr 17	May 22	Jun 19	Jun 29
Ar Butterworth Lv Butterworth	0834 1040	Dec 20	Jan 25	Feb 2	Feb 16	Feb 23	Mar 17	Apr 4	Apr 18	May 23	Jun 20	Jun 30
Ar Kanchanaburi Lv Kanchanaburi	0920 1125	Dec 21	Jan 26	Feb 3	Feb 17	Feb 24	Mar 18	Apr 5	Apr 19	May 24	Jun 21	July 1
Ar Bangkok	1645	Dec 21	Jan 26	Feb 3	Feb 17	Feb 24	Mar 18	Apr 5	Apr 19	May 24	Jun 21	July 1

Lv Singapore •	1215	July 20	Aug 17	Sep 28	Oct 11	Oct 18	Nov 6	Nov 16	Dec 6
Ar Kuala Lumpur Lv Kuala Lumpur	1957 2127	July 20	Aug 17	Sep 28	Oct 11	Oct 18	Nov 6	Nov 16	Dec 6
Ar Butterworth Lv Butterworth	0834 1040	July 21	Aug 18	Sep 29	Oct 12	Oct 19	Nov 7	Nov 17	Dec 7
Ar Kanchanaburi Lv Kanchanaburi	0920 1125	July 22	Aug 19	Sep 30	Oct 13	Oct 20	Nov 8	Nov 18	Dec 8
Ar Bangkok	1645	July 22	Aug 19	Sep 30	Oct 13	Oct 20	Nov 8	Nov 18	Dec 8

• Station located at Woodlands, 30 km. north of downtown Singapore.

Eastern and Oriental Express

Table 3. Singapore to Bangkok New Years Eve Special Trains • 2012 and 2013

Lv Singapore •	1500	Dec. 29, 2012	Dec. 29, 2013
Ar Penang ★ Lv Penang ★	0830 1630	Dec. 30, 2012	Dec. 30, 2013
Ar Surat Thani Lv Surat Thani	0830 2230	Dec. 31, 2012	Dec. 31, 2013
Ar Kanchanburi Lv Kanchanaburi	1500 1700	Jan. 1, 2013	Jan. 1, 2014
Ar Bangkok	0930	Jan. 2, 2013	Jan. 2, 2014

Table 4. Epic Thailand • December 2012 through December 2013

Lv Bangkok	1600	February 4	November 24
Ar Sikhoraphum Lv Sikhoraphum	0730 1100	February 5	November 25
Ar Buri Ram Lv Buri Ram	0830 1130	February 6	November 26
Ar Chiang Mai Lv Chiang Mai	0830 1730	February 7	November 27
Ar Nakhon Lampang Lv Nakhon Lampang	0830 1030	February 8	November 28
Ar Pak Chong Lv Pak Chong	0730 1500	February 9	November 29
Ar Bangkok	0900	February 10	November 30

Table 5. Tales of Laos • December 2012 through December 2013

Lv Bangkok	1400	October 2
Ar Hin Dat Lv Hin Dat	0830 1120	October 3
Ar Khao Yai Lv Khao Yai	1500 1820	October 3
Ar Vientiene Lv Vientiene	0900 1630	October 4
Ar Bangkok	0930	October 5

Table 6. Fables of the Hills • December 2012 through December 2013

Lv Singapore •	1600	March 3	October 27
Ar Kuala Lumpur Lv Kuala Lumpur	0830 1230	March 4	October 28
Ar Ipoh Lv Ipoh	1430 ◆	March 4 March 5	October 28 October 29
Ar Penang ◆ Lv Penang ◆	1400 2230	March 5	October 29
Ar Surat Thani Lv Surat Thani	1400 1700	March 6	October 30
Ar River Kawi	0830	March 7	October 31
Ar Wang Po Lv Wang Po	1430 1730	March 7	October 31
Ar Bangkok	0930	March 8	November 1

- Station located at Woodlands, 30 km. north of downtown Singapore.
- ★ Rail service to and from Butterworth.
- ◆ Departs in the morning, time not specified.

Eastern and Oriental Express



Prices Per Person (U.S. Dollars)

Accommodation ► ▼ Route or Package	Pullman Cabin 2012	Pullman Cabin 2013	State Cabin 2012	State Cabin 2013	Presidential Suite 2012	Presidential Suite 2013
Bangkok - Singapore	\$ 2,440	\$ 2,560	\$ 3,560	\$ 3,740	\$ 5,150	\$ 5,410
Singapore - Bangkok	\$ 2,440	\$ 2,560	\$ 3,560	\$ 3,740	\$ 5,150	\$ 5,410
New Years Eve	\$ 3,750	\$ 3,940	\$ 5,250	\$ 5,510	\$ 7,370	\$ 7,740
Epic Thailand	Not Available	Not Available	\$ 9,200	\$ 9,200	\$ 11,800	\$ 11,800
Tales of Laos	Not Available	Not Available	\$ 4,000	\$ 4,000	\$ 5,300	\$ 5,300
Fables of the Hills	Not Available	Not Available	\$ 9,200	\$ 9,200	\$ 11,800	\$ 11,800

Country	Telephone Reservations	E-mail Reservations
France	0800 913 1800 toll free*	oereservations.france@orient-express.com
Germany	0800 183 0781 toll free*	oereservations.germany@orient-express.com
Japan	+81 3 3265 1200	oereservations.japan@orient-express.com
Singapore	+ 65 6395 0678	oereservations.singapore@orient-express.com
Thailand	1800 441 2961 toll free*	oereservations.singapore@orient-express.com
United Kingdom	0845 077 2222 toll free*	oereservations.uk@orient-express.com
United States	1 800 524 2420 toll free*	greatjourneys@oeh.com

* Toll free calls in country only.

Internet: http://www.orient-express.com/web/eoe/eastern_and_oriental_express.jsp

Internet Reservations: <http://www.orient-express.com/web/eoe/journeys.jsp>

Bangkok Area Stations



Organization	Internet	Telephone
State Railway of Thailand 24 Hour Call Center	www.railway.co.th	Hot Line 1690
State Railway of Thailand Suvarnabhumi Airport Line	www.airportrailink.railway.co.th	Hot Line 1690
Bangkok Mass Transit System Public Co. Ltd. (Skytrain)	www.bts.co.th	0-2617-8000
Bangkok Metro Public Company Limited (Subway)	www.bangkokmetro.co.th	0-2624-5200
Bangkok Mass Transit Authority (Bus)	www.bmta.co.th	Hot Line 184
Chao Phraya Express Boat	http://www.chaophrayaexpressboat.com/en/home/	0-2623-6001

Bangkok Hua Lamphong Station



Transit Connections

Bangkok Mass Transit Authority (Bus)

<u>No.</u>	<u>Route</u>	<u>Type of Bus</u>	<u>Operates</u>
4	Khlong Toey - Thanamphasicharoen	Air Conditioned	Continuous
7*	Klong Khwang - Bangkok Railway Station	Regular	0500-2300
21	Wat Kusang - Chulalongkorn University	Air Conditioned	0420-2300
25	Prakasa Depot - Thachang	Air Conditioned	Continuous
29*	Rangsit - Bangkok Railway Station	Regular	Continuous
34	Rangsit - Bangkok Railway Station	Air Conditioned	Continuous
40	Kamphaeng Phet 2 - Hua Lamphong	Air Conditioned	0410-2320
49*	Kamphaeng Phet 2 - Hua Lamphong	Regular	0410-2320
73	Po Keaw Depot - Phutthayodfa Bridge	Air Conditioned	0415-2300
73n	Po Kaew - Phutthayodfa Bridge	Air Conditioned	0415-2300
75	Wat Buddha Bucha - Hua Lamphong Station	Regular	0420-2330
85	Wong Wian Yai SRT to Temple Phongrgrong	Regular	0400-2200
109*	Kum Canal - Hua Lamphong	Regular	0400-2200
501*	Minburi Depot - Pak Khlong Talard	Air Conditioned	0400-2230
511	Paknam - Southern Bus Terminal	Air Conditioned	Continuous
513	Rangsit Depot - Samrong Depot	Air Conditioned	0430-2100

BMTA hot line dial 184. Internet <http://www.bmta.co.th/en/index.php> *Bus stop on west side of railway station on Krung Kasaem Road. Other busses stop south of railway station on Rama IV Road.

Bangkok Metro Public Company Limited (MRT Subway)

Hua Lamphong Railway Station is connected to MRT Hua Lamphong Subway Station by an underground air conditioned walkway. The walk takes about three minutes and the tunnel emerges on the west side of the railway station. The MRT has an information booth and ticket vending machines in their station. Note the MRT screens passengers entering stations with a metal screening device similar to those used in airports and bags may be subject to search. The subway system operates from 0600 to 2400 daily. Telephone 0-2524-5200, internet <http://www.bangkokmetro.co.th>.

Transportation between Hua Lamphong Station and Suvarnabhumi Airport

BMTA Bus 29 or 34 (continuous service) between Hua Lamphong Station and Victory Monument, connects with BMTA Express Bus 551 to Suvarnabhumi Airport (operates 0500 - 2200). Bus fare is approximately 45 Baht.

MRT (Subway) Hua Lamphong to Silom, transfer to BTS Skytrain to Siam then Phaya Thai ;then transfer to SRT Airport Link (these services operate between 0600 and 2400). Total fare 193 Baht. There is a more direct routing via MRT Petchaburi station and SRT Makkasan City Air Terminal station, however there is no convenient transfer between stations until skywalk is constructed in 2012.

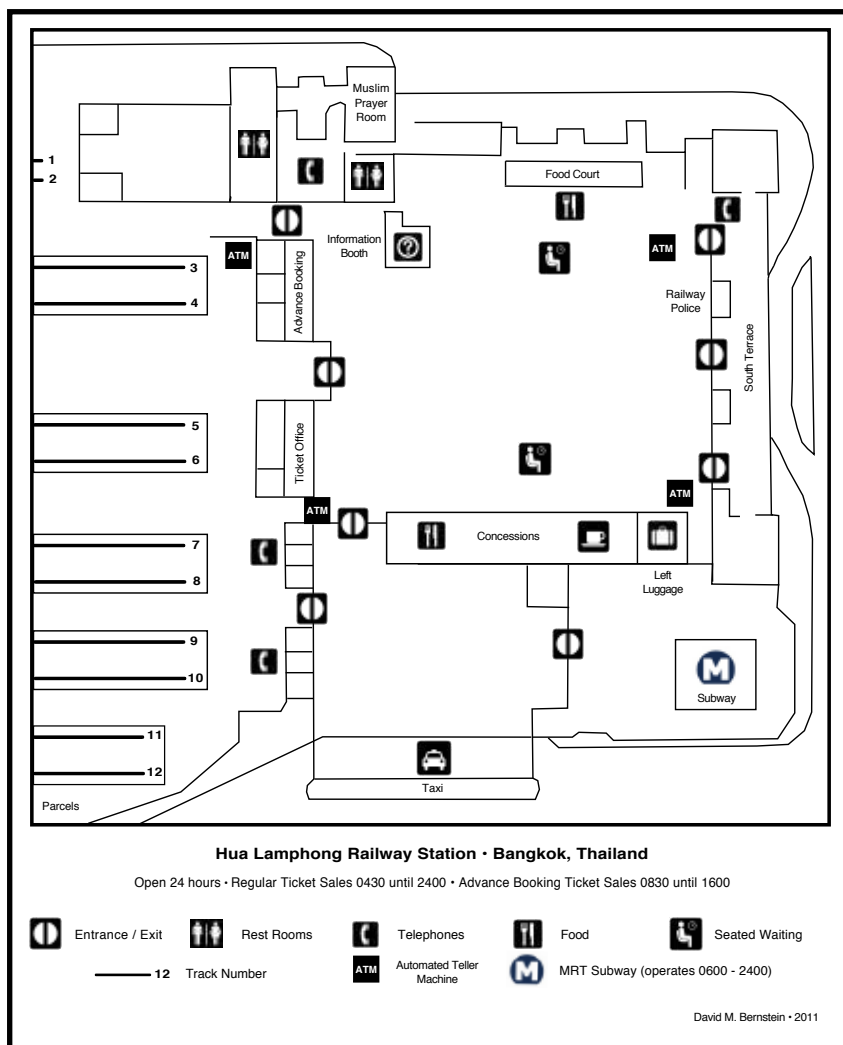
Taxi between Hua Lamphong Station and Suvarnabhumi Airport costs approximately 420 Baht including Expressway tolls.

Transportation between Hua Lamphong Station and Thonburi Stations

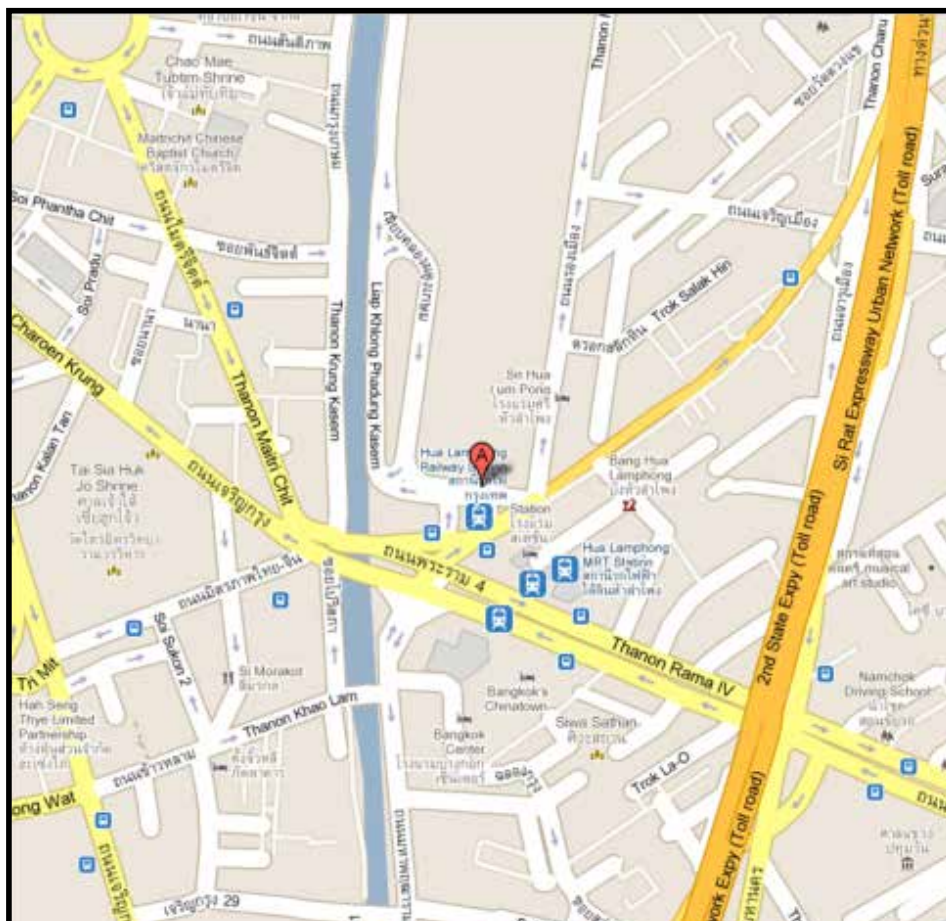
There is no convenient public transportation to Bangkok Noi Station and use of a taxi or tuk-tuk is suggested.

Wong Wian Yai Station use BMTA Bus 85 (0400 - 2200). Alternative to bus use MRT Subway to Silom, transfer to BTS Skytrain (Sala Daeng), Skytrain to BTS Wong Wian Yai, then tuk-tuk or taxi to Wong Wian Yai Railway Station.

Bangkok Hua Lamphong Station



- Advance booking windows (0830 to 1600)
- Air conditioned main hall
- Automated Teller Machines (ATM)
- Book and magazine shops
- Convenience store (mini-mart)
- Currency exchange
- Fast food outlets
- Food court
- Group travel office
- Information booth
- Left luggage facility
- MRT Subway connection via tunnel (0600 to 2400)
- Parcel service (State Railway of Thailand)
- Pharmacy
- Postal services
- Prayer rooms
- Railway Police
- Rest rooms (toilets), handicap accessible
- Showers
- Taxi stand
- Telephones
- Ticket windows (same day travel, open 0430 to 2400)
- Travel agencies
- Tuk - tuk stand



Bangkok Area Stations



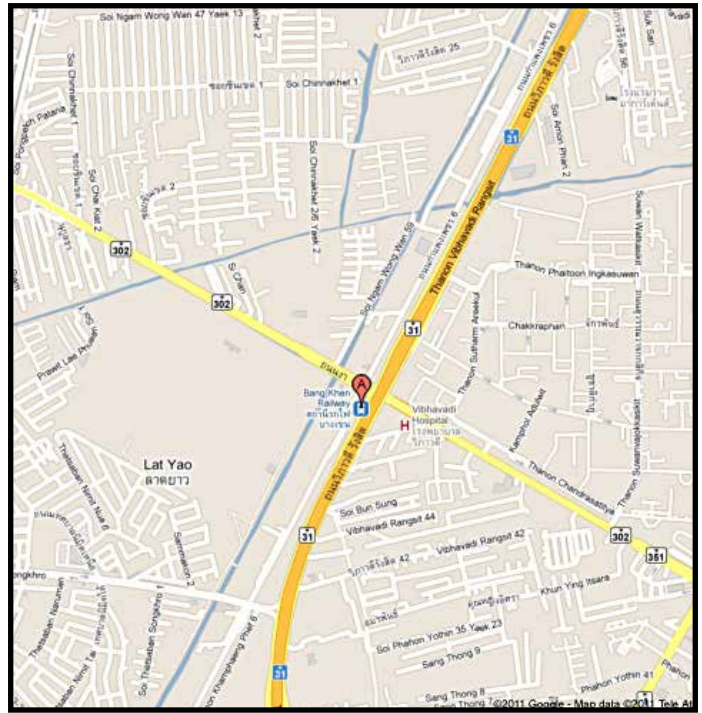
Bang Bamru

Rama VI Line Km. 17.9

22trains per day

Bang Bamru is located on the 14.6 kilometer Rama VI Line opened in 1927 between Bang Sue Junction and Taling Junction, connecting the Northern and Southern Lines. Prior to construction of this line all Southern Lines trains originated and terminated at Thonburi.

BMTA Bus Routes: 125 515



Bang Khen

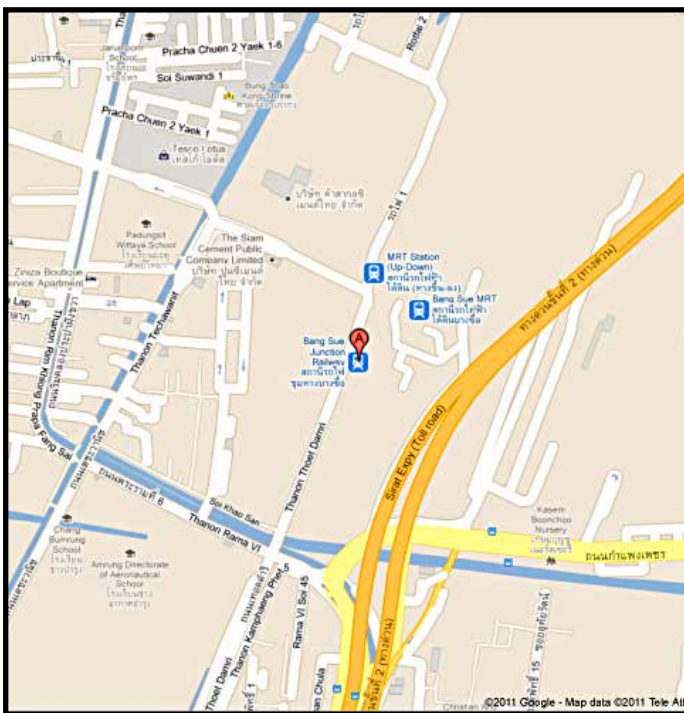
Northern Line Km. 13.0

71 trains per day

Telephone: 0-2589-1602

BMTA Bus Routes:

24 29 52 63 69 177 504 510



Bang Sue Junction

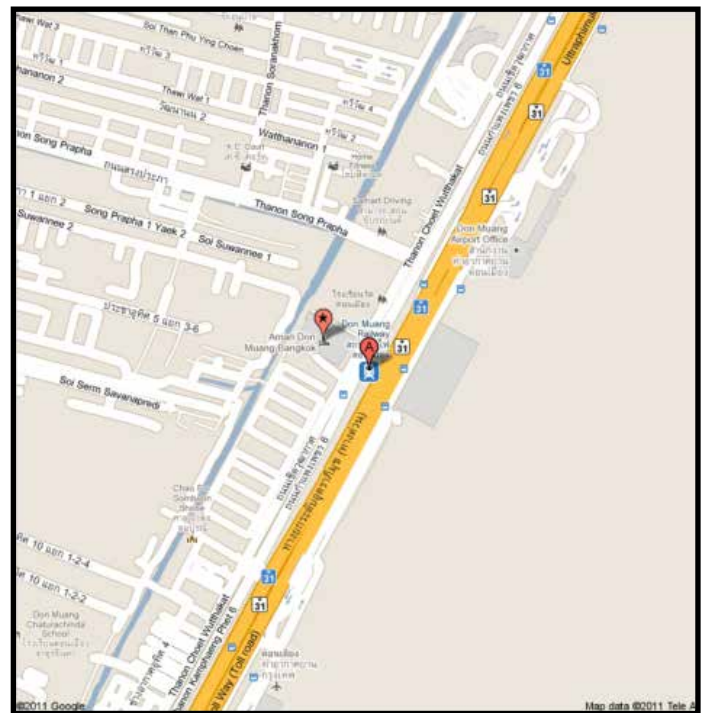
Northern Line Km. 7.5 99 trains per day

Telephone: 0-2587-4613 (No.1) 0-2586-0240 (No. 2)

Bang Sue Junction has two stations, No. 1 serving trains on the Northern and Northeastern Lines and No. 2 serving Southern Lines trains.

BMTA Bus Routes: 5 9 51 52 65 70 97 125

MRT Subway Bang Sue Station



Don Muang

Northern Line Km. 22.0

73 trains per day

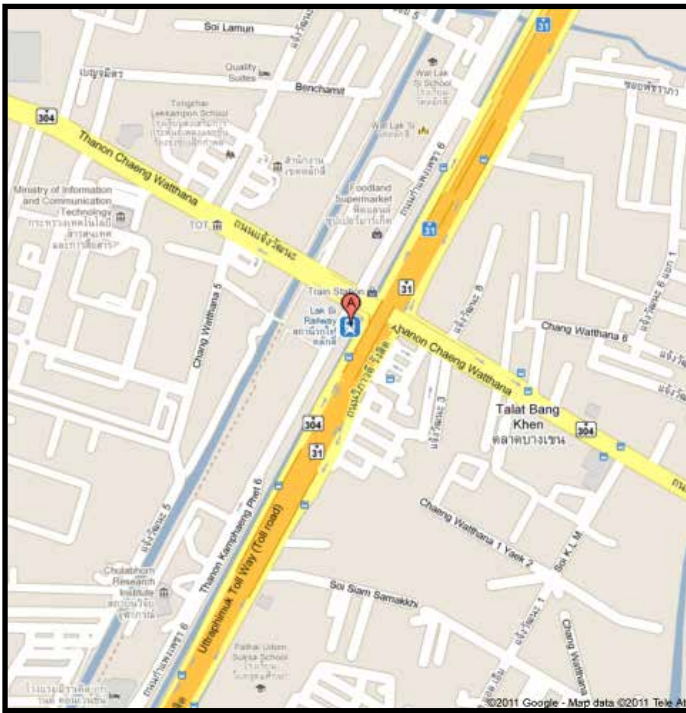
Telephone: 0-2566-2957

Located adjacent to Don Muang International Airport. Connected to the airport by overhead walkway.

Airlines: Nok Air • Orient Thai Airlines

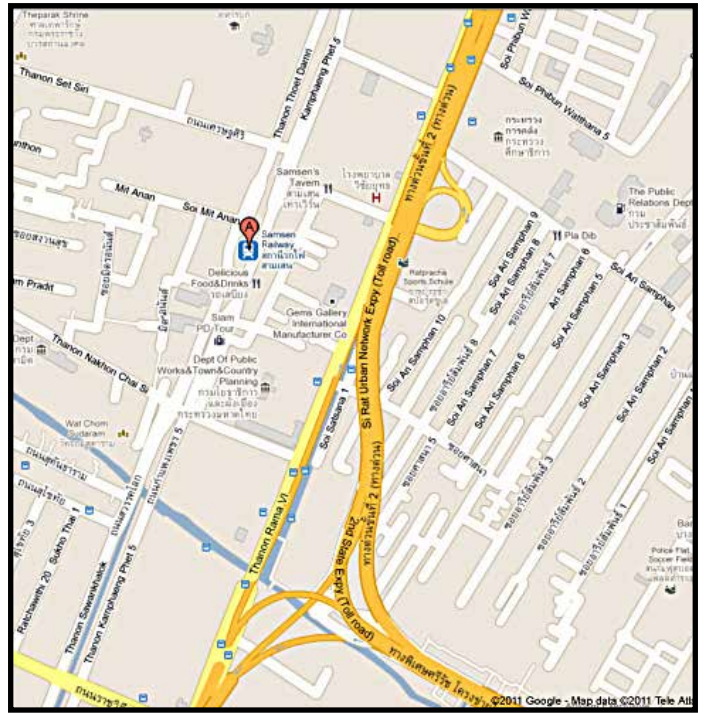
BMTA Bus Routes: 29 59 95 510 554 555

Bangkok Area Stations



Lak Si
 Northern Line Km. 17.6
 72 trains per day
 Telephone: 0-2573-1394

BMTA Bus Routes:
 29 59 95n



Sam Sen
 Northern Line Km. 4.8
 99 trains per day
 Telephone: 0-2241-4238

BMTA Bus Routes:
 9 125



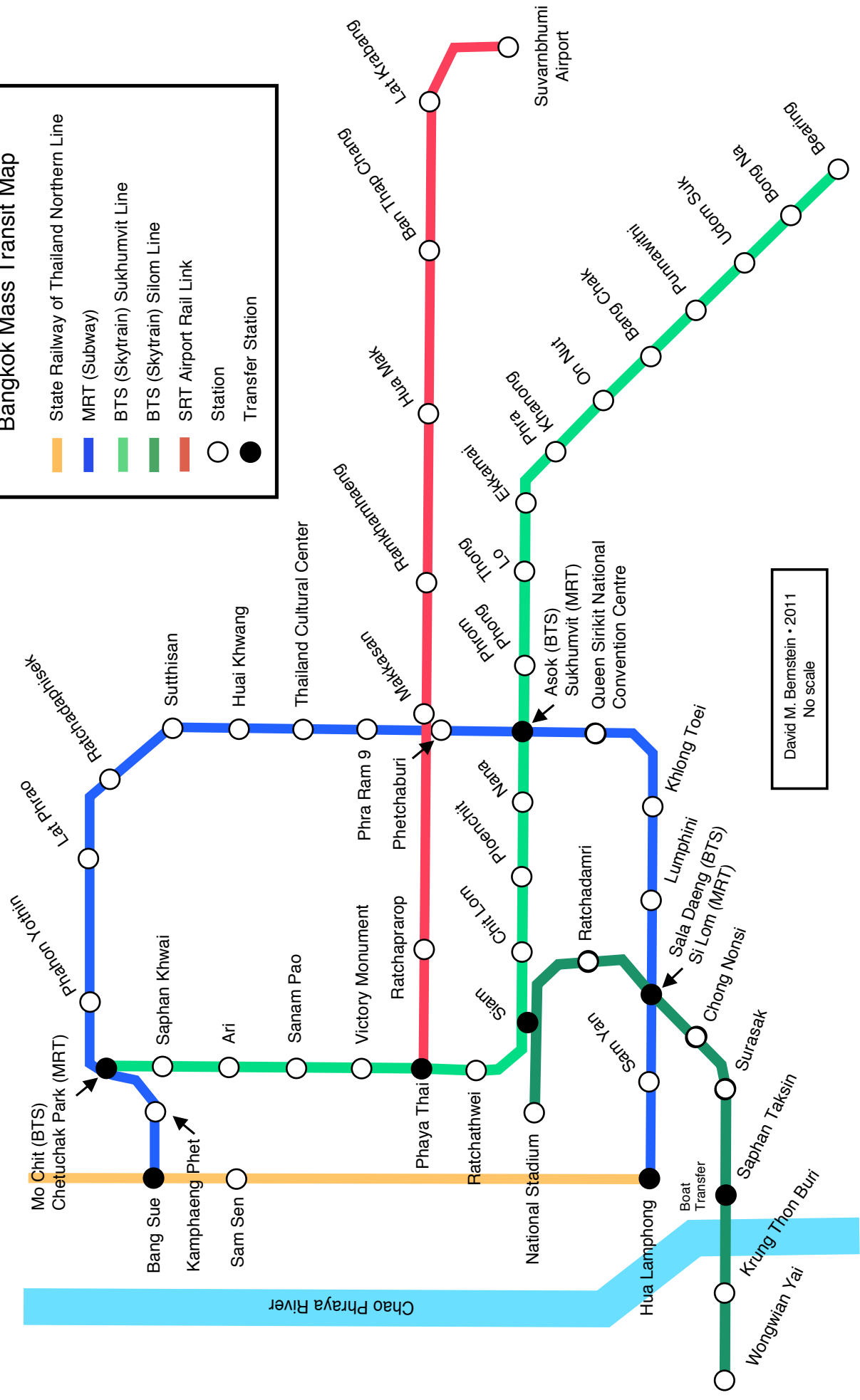
Thonburi (Bangkok Noi)
 Southern Line Km. 7.5 22 trains per day
 Telephone: 0-2411-3102
 The 2003 relocation left Thonburi station without mass transit connections. The Chao Phraya Express Boats serves the Thonburi Railway Pier almost a kilometer walk from the station. The nearest BMTA bus routes (81, 91, 146, 149, 157, 169 177) are 800 to 1000 meters from the station. Taxi and tuk-tuk service is available.



Thonburi (Wong Wian Yai)
 Maha Chai Line Km 0.0 34 trains per day
 Telephone: 0-2465-2017
 BMTA Bus Routes: 3 4 7 9 20 21 37 42 43 57 68 82 83 84 84n 85 89 111 202 164 529
 BTS Skytrain Wong Wian Yai Station is approximately 15 minute walk from the railway station, transfer by taxi or tuk-tuk costs 10 Baht to 20 Baht.

Bangkok Mass Transit Map

- State Railway of Thailand Northern Line
- MRT (Subway)
- BTS (Skytrain) Sukhumvit Line
- BTS (Skytrain) Silom Line
- SRT Airport Rail Link
- Station
- Transfer Station



David M. Bernstein • 2011
No scale

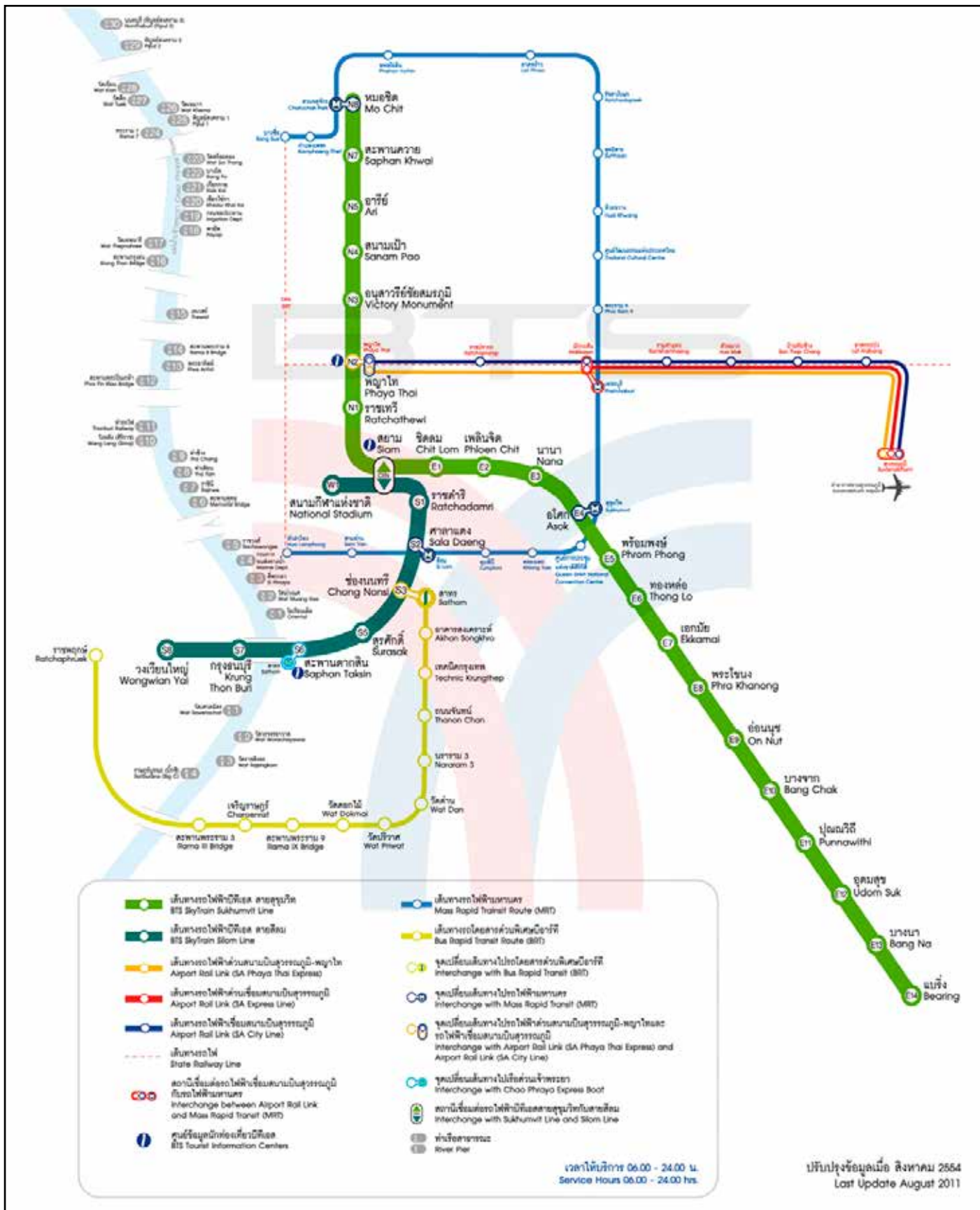
Bangkok Skytrain



Operator	Bangkok Mass Transit System Public Company Limited
Lines Operated	Silom Line (National Stadium to Wongwian Yai) Sukhumvit Line (Mo Chit to Bearing)
Transfer Station between BTS Lines	Siam
Length	30.9 kilometres (19.2 miles)
Stations	30
Service Date	5 December 1999
Average Daily Riders	600,000
Maximum Train Speed	80 km./hr. (49.7 miles/hr.)
Hours of Operation	0600 to 2400 daily
State Railway of Thailand Transfers	Phaya Thai (BTS Sukhumvit line to SRT Airport Line and SRT Eastern Line)
MRT (Subway) Transfers	Asoke (BTS Sukhumvit Line) Mo Chit (BTS Sukhumvit Line) Sala Daeng (BTS Silom Line)
Telephone Hot Line	0-2617-6000 (0600 to 2400 daily)
Tourist Information Telephone	0-2617-7340 or 0-2617-7341 (0600 to 2000 daily)
Internet	http://www.bts.co.th/customer/en/main.aspx



Bangkok Skytrain



เวลาให้บริการรถไฟฟ้าขบวนแรกและขบวนสุดท้ายของแต่ละสถานี (Service Timetable for First Train - Last Train)

สายสุขุมวิท (Sukhumvit Line)

สถานีต้นทาง (From Station)	สถานีปลายทางแจ้ง (To Bearing-Terminal)		สถานีปลายทางหมอชิต (To Mo Chit-Terminal)	
	ขบวนแรก (First Train)	ขบวนสุดท้าย (Last Train)	ขบวนแรก (First Train)	ขบวนสุดท้าย (Last Train)
N8 หมอชิต (Mo Chit)	06:00	00:11	-	-
N7 สะพานควาย (Saphan Khwai)	06:01	00:12	06:03	00:39
N5 อารีย์ (Ari)	06:04	00:15	06:01	00:37
N4 สนามเป้า (Sanam Pao)	06:01	00:17	06:07	00:35
N3 อนุสาวรีย์ชัยสมรภูมิ (Victory Monument)	06:03	00:19	06:05	00:33
N2 พญาไท (Phaya Thai)	06:00	00:21	06:03	00:31
N1 ราชเทวี (Ratchathewi)	06:01	00:22	06:02	00:30
CEN สยาม (Siam)	06:00	00:25	06:06	00:25
E1 ชิดลม (Chit Lom)	06:02	00:29	06:04	00:23
E2 เพลินจิต (Phloen Chit)	06:03	00:30	06:03	00:22
E3 นานา (Nana)	06:01	00:32	06:01	00:20
E4 อโศก (Asok)	06:03	00:34	06:00	00:18
E5 พร้อมพงษ์ (Phrom Phong)	06:05	00:36	06:03	00:16
E6 ทองหล่อ (Thong Lo)	06:00	00:37	06:02	00:15
E7 เอกมัย (Ekkamai)	06:02	00:39	06:00	00:13
E8 พระโขนง (Phra Khanong)	06:04	00:41	06:04	00:11
E9 อ่อนนุช (On Nut)	06:01	00:43	06:02	00:09
E10 บางจาก (Bang Chak)	06:03	00:45	06:00	00:07
E11 ปุณณวิถี (Punnavithi)	06:05	00:47	06:03	00:05
E12 อุทุมพร (Udom Suk)	06:06	00:48	06:01	00:03
E13 บางนา (Bang Na)	06:02	00:51	06:04	00:01
E14 แจ้งวัฒนะ (Bearing)	-	-	06:03	00:00

สายสีลม (Silom Line)

สถานีต้นทาง (From Station)	สถานีปลายทางวงเวียนใหญ่ (To Wongwian Yai-Terminal)		สถานีปลายทางสนามกีฬาแห่งชาติ (To National Stadium-Terminal)	
	ขบวนแรก (First Train)	ขบวนสุดท้าย (Last Train)	ขบวนแรก (First Train)	ขบวนสุดท้าย (Last Train)
W1 สนามกีฬาแห่งชาติ (National Stadium)	06:00	00:24	-	-
CEN สยาม (Siam)	06:04	00:25	06:01	00:25
S1 ราชดำริ (Ratchadamri)	06:01	00:30	06:04	00:21
S2 ศาลาแดง (Sala Daeng)	06:04	00:32	06:01	00:18
S3 ช่องนนทรี (Chong Nonsri)	06:02	00:35	06:00	00:16
S5 สุรศักดิ์ (Surasak)	06:00	00:37	06:03	00:14
S6 สะพานตากสิน (Saphan Taksin)	06:04	00:39	06:05	00:12
S7 กรุงธนบุรี (Krung Thon Buri)	06:01	00:42	06:02	00:09
S8 วงเวียนใหญ่ (Wongwian Yai)	-	-	06:00	00:08

ความถี่ของการเดินรถไฟฟ้า (Service Timetable Information)

วันจันทร์ - วันศุกร์ (Monday to Friday)

สาย (Line)	เวลา (Time)	06:00-07:00	07:00-08:30	08:30-09:00	09:00-09:30	09:30-11:00	11:00-14:00	14:00-15:30	15:30-16:00
สุขุมวิท (นาที:วินาที) Sukhumvit (min:sec)		05:00	02:38	03:00	03:00	05:55	05:30	05:55	04:00
สีลม (นาที:วินาที) Silom (min:sec)		06:00	04:50	04:50	06:00	06:00	06:00	06:00	06:00

สาย (Line)	เวลา (Time)	16:00-16:30	16:30-17:00	17:00-17:30	17:30-19:00	19:00-20:00	20:00-21:00	21:00-22:00	22:00-24:00
สุขุมวิท (นาที:วินาที) Sukhumvit (min:sec)		03:40	02:40	02:40	02:40	03:40	05:00	06:00	08:00
สีลม (นาที:วินาที) Silom (min:sec)		06:00	06:00	04:50	04:50	04:50	06:00	06:00	08:00

วันเสาร์ (Saturday)

สาย (Line)	เวลา (Time)	06:00-11:00	11:00-14:00	14:00-16:00	16:00-19:00	19:00-20:00	20:00-21:00	21:00-22:00	22:00-24:00
สุขุมวิท (นาที:วินาที) Sukhumvit (min:sec)		05:55	04:20	05:00	04:00	05:00	05:55	07:00	08:00
สีลม (นาที:วินาที) Silom (min:sec)		06:00	06:00	06:00	06:00	06:00	06:00	06:00	08:00

วันอาทิตย์ และวันหยุดนักขัตฤกษ์ (Sunday and Public Holiday)

สาย (Line)	เวลา (Time)	06:00-11:00	11:00-14:00	14:00-16:00	16:00-19:00	19:00-20:00	20:00-21:00	21:00-22:00	22:00-24:00
สุขุมวิท (นาที:วินาที) Sukhumvit (min:sec)		05:55	05:00	05:00	05:00	05:55	05:55	07:00	08:00
สีลม (นาที:วินาที) Silom (min:sec)		06:00	06:00	06:00	06:00	06:00	06:00	06:00	08:00

หมายเหตุ: ข้อมูลข้างต้นเป็นความถี่ของการเดินรถไฟฟ้าในสภาวะปกติ / Remark: Above information is the headway for train in Normal Operations

ประกาศ ณ วันที่ 12 สิงหาคม 2554 / Announced on 12th August 2011

สอบถามรายละเอียดเพิ่มเติมได้ที่ ศูนย์คอลไลน์ บีทีเอส / For more information, please call BTS Hotline ☎ 0 2617 6000

Bangkok Subway

Operator	Bangkok Metro Public Company Limited
Lines Operated	Blue Line (Hua Lamphong to Bang Sue)
Length	27 kilometres (16 miles)
Stations	18
Service Date	3 July 2004
Average Daily Riders	240,000
Maximum Train Speed	80 km./hr. (49.7 miles/hour)
Hours of Operation	0600 - 2400 daily
State Railway of Thailand Transfers	Hua Lamphong Bang Sue Planned connection between MRT Phetchaburi Station and SRT Makkasan City Air Terminal
BTS (Skytrain) Transfers	MRT Chutuchak Park Station to BTS Mo Chit Station MRT Silom Station to BTS Sala Daeng Station MRT Sukhumvit Station to BTS Asoke Station
Telephone Hot Line	0-2354-2000
Customer Relations Center Telephone	0-2624-5200
Internet	http://www.bangkokmetro.co.th





Bangkok Subway

Ticket Type	Information
Single Journey Token	<ul style="list-style-type: none"> Valid for a single journey, with fare according to chosen destination. Adult tokens will be issued by Ticket Vending Machines (TVM) or at MRT ticket offices. Child / Senior tokens will be issued only at MRT ticket offices. Valid for travel on date of purchase only and only from the station issued. Token will be returned to MRT at an Automatic Gate upon exit. If token value is less than fare for distance travelled, the passenger must pay additional fare before exiting station.
Stored Value Cards	<ul style="list-style-type: none"> Minimum value for first issue is 230 Baht (150 Baht travel value, 50 Baht deposit, 30 Baht issuing fee). When card is returned to MRT the 50 Baht deposit and any remaining value will be refunded. Issued at MRT Ticket Offices. Value added must be at least 100 Baht and the total value must not exceed 1,000 Baht. Adult Card Child / Senior Card for children under 14 years of age and between 90 cm. (36 in.) and 120 cm. (47 in.) height and for Thai citizens 60 years and older. Student Card for Thai students not over 23 years old with student identification card. Business Traveller Card for corporate customers purchasing tickets in bulk quantities.
Period Passes	<ul style="list-style-type: none"> Valid for unlimited trips during effective period. Issued as 1 Day Pass (120 Baht), 3 Day Pass (230 Baht) and 30 Day Pass (1,400 Baht). Value may not be added and cards are not refundable. Issued at MRT Ticket Offices. Adult Pass Child / Senior Pass for children under 14 years of age and between 91 cm. (36 in.) and 120 cm. (47 in.) height and for Thai citizens 60 years and older. Student Pass for Thai students not over 23 years old with student identification card. Premier Pass for corporate customers purchasing tickets in bulk quantities.

All children under 14 years of age and under 90 cm. (36 in.) in height travel free.

Ticket Vending Machines (TVM)

- Located at all MRT stations.
- Issue only the Single Journey Token (Adult Type).
- Accept Baht 1, 5 and 10 coin as well as 20, 50 and 100 bank note.
- Change in coins only.

Fare Tables (Baht)

Single Journey Tokens Number of Stations Traveled ►	1	2	3	4	5	6	7	8	9	10	11	12-17
Adult	16	18	20	22	25	27	29	31	34	36	38	40
Child / Senior	8	9	10	11	13	14	15	16	17	18	19	20

Single Journey Tokens Number of Stations Traveled ►	1	2	3	4	5	6	7	8	9	10	11	12-17
Adult	16	18	20	22	25	27	29	31	34	36	38	40
Child / Senior	8	9	10	11	13	14	15	16	17	18	19	20
Student	14	16	18	20	23	24	26	28	31	32	34	36

Transit Times Between Selected Stations (minutes.seconds)

From	To	Time
Hua Lamphong	Silom	5.25
Hua Lamphong	Lumphini	7.02
Hua Lamphong	Khlong Toei	9.09
Hua Lamphong	Queen Sirikit Conv. Centre	11.48
Hua Lamphong	Sukhumvit	13.56
Hua Lamphong	Phetchaburi	15.34
Hua Lamphong	Thailand Cultural Centre	19.35
Hua Lamphong	Ratchadaphisek	25.16
Hua Lamphong	Phahon Yothin	30.04
Hua Lamphong	Chatuchat Park	31.56
Hua Lamphong	Bang Sue	33.43

From	To	Time
Bang Sue	Chatuchat Park	6.35
Bang Sue	Phahon Yothin	8.42
Bang Sue	Ratchadaphisek	12.22
Bang Sue	Thailand Cultural Centre	18.07
Bang Sue	Phetchaburi	21.45
Bang Sue	Sukhumvit	24.17
Bang Sue	Queen Sirikit Conv. Centre	26.10
Bang Sue	Khlong Toei	27.47
Bang Sue	Lumphini	29.29
Bang Sue	Silom	30.58
Bang Sue	Hua Lamphong	33.15

Bangkok Subway





Explore Thailand by Train
The State Railway of Thailand 24 Hour Call Center Hot Line 1690
Information (Thai and English) • Tickets • Travel Packages • Thai Rail Pass